

DOBRADIÇA INVISÍVEL GS – H200

INVISIBLE HINGE GS – H200

CHARNIÈRE INVISIBLE GS – H200

ESPECIFICAÇÕES:

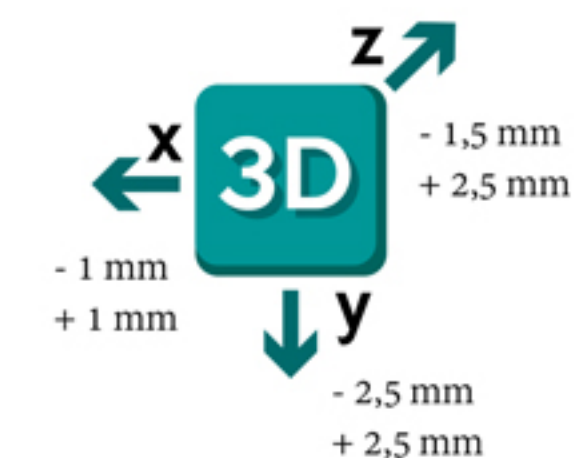
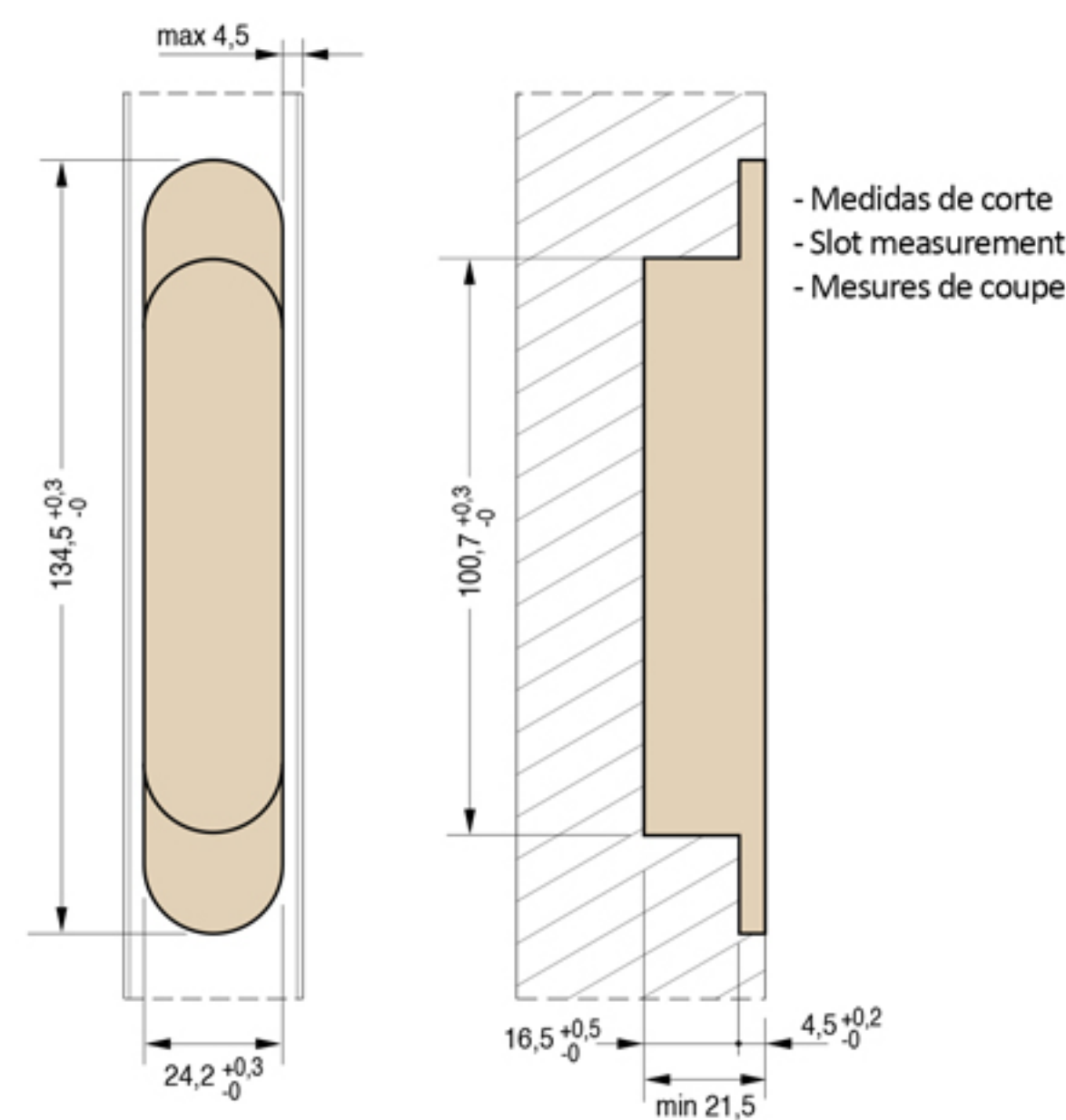
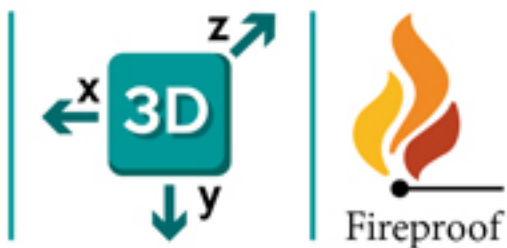
- Fabricada em zamak em 2 acabamentos diferentes:
 - » Cinza
 - » Champagne
- Adaptada para portas com espessura mínima de 30 mm.
- Largura total 134 mm.
- Profundidade: 21 mm.
- Capacidade de carga até 60 kgs.
- Fácil instalação.
- Restyling: mais elegante e resistente à oxidação, graças ao seu novo revestimento em zamak galvanizado.
- Mecanismo desenvolvido para um melhor desempenho: movimento mais fluido, durável e agora certificado para portas até 1000 mm de largura.

MAIN FEATURES:

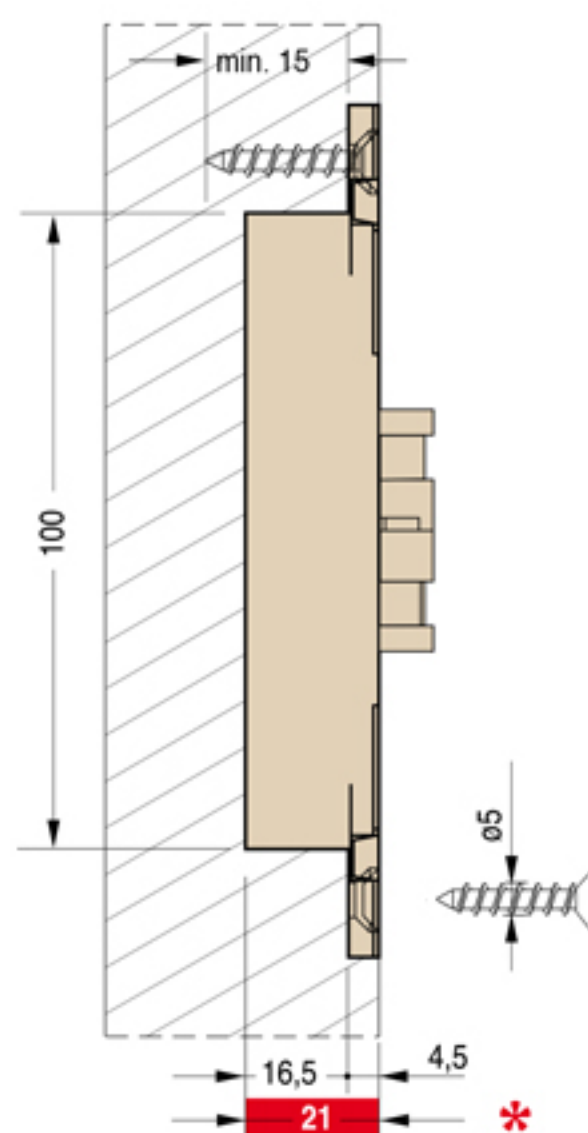
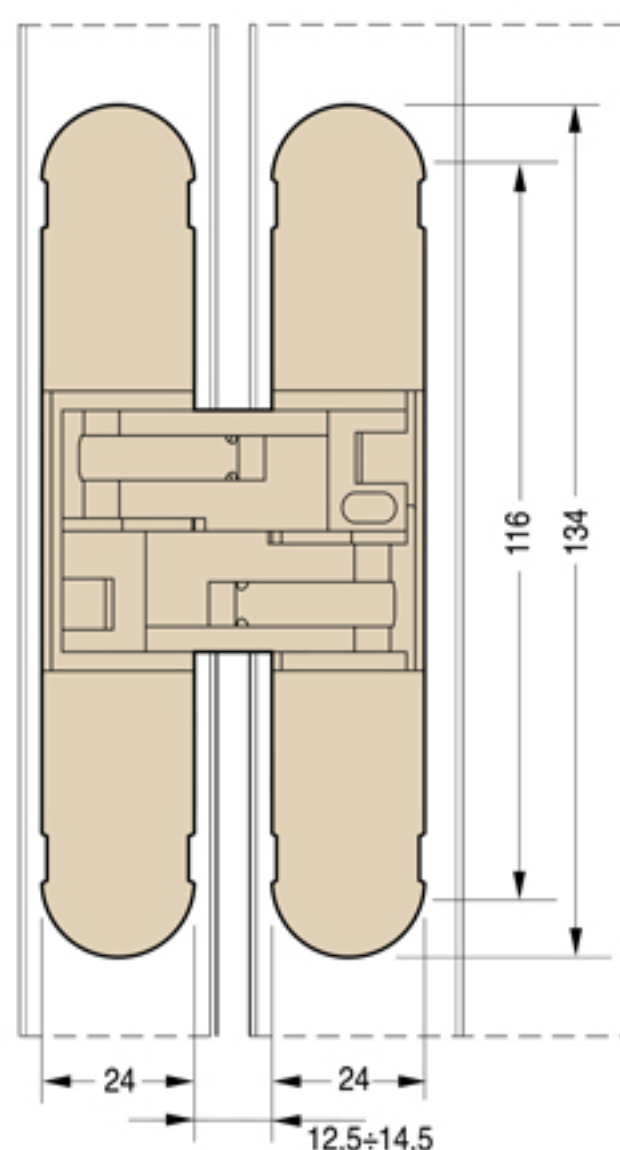

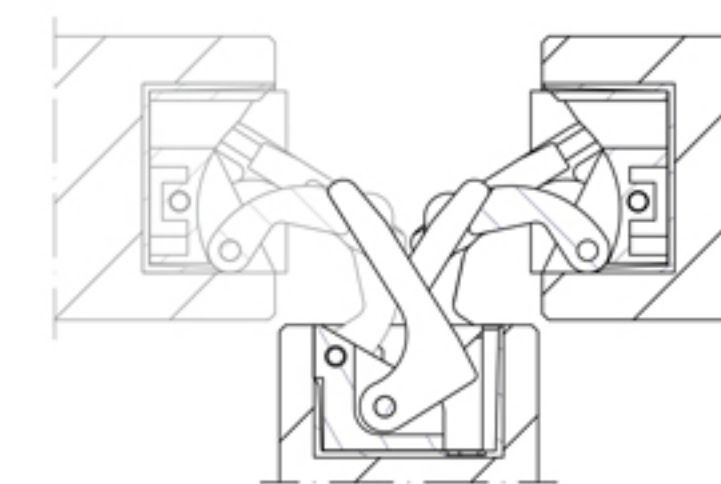
- Manufactured in zamak in 2 finishings:
 - » Grey
 - » Champagne
- Suitable for doors of 30 mm min. thickness.
- Total length 134 mm.
- Depth 21 mm only.
- Load Capacity up to 60 kg.
- Easy installation and slot symmetry.
- Revised in aesthetics and operation: now more elegant and resistant to oxidation due to the new external case in zincked zamak.
- Joint evolved for better performance: smoother movement, extremely precise, durable and now certified for doors up to 1000 mm wide.

CARACTÉRISTIQUES:

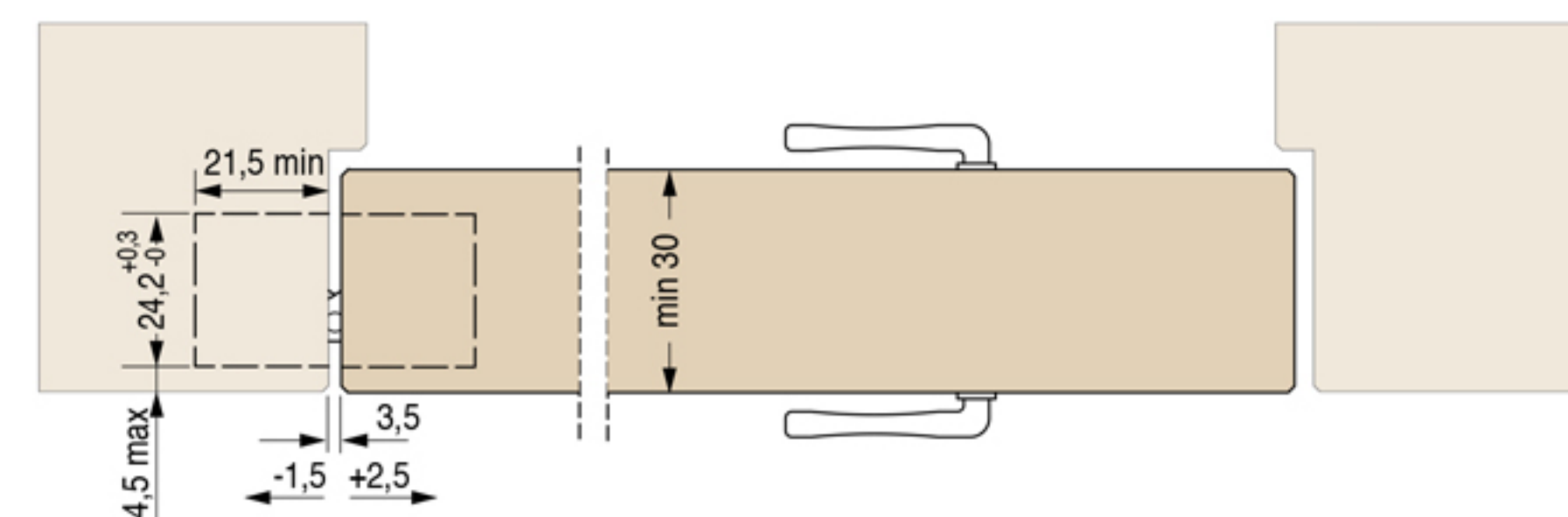
- Fabriqué en zamak en 2 finitions différentes:
 - » Gris
 - » Champagne
- Adapté pour des portes d'une épaisseur minimale de 30 mm.
- Largeur totale 134 mm.
- Profondeur: 21 mm.
- Capacité de charge jusqu'à 60 kg.
- Installation facile.
- Restyling: plus élégant et résistant à l'oxydation grâce à son nouveau revêtement zamak galvanisé.
- Mécanisme développé pour une meilleure performance: mouvement plus fluide, durable et maintenant certifié pour des portes jusqu'à 1000 mm de large.



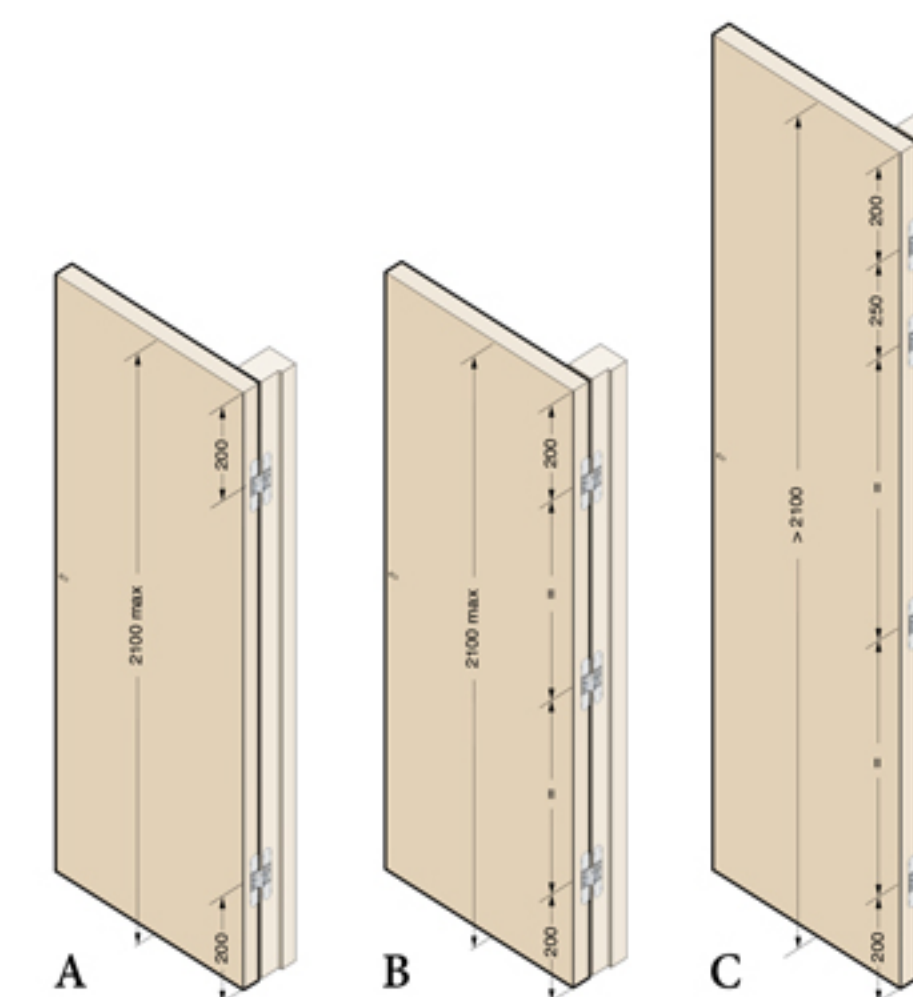
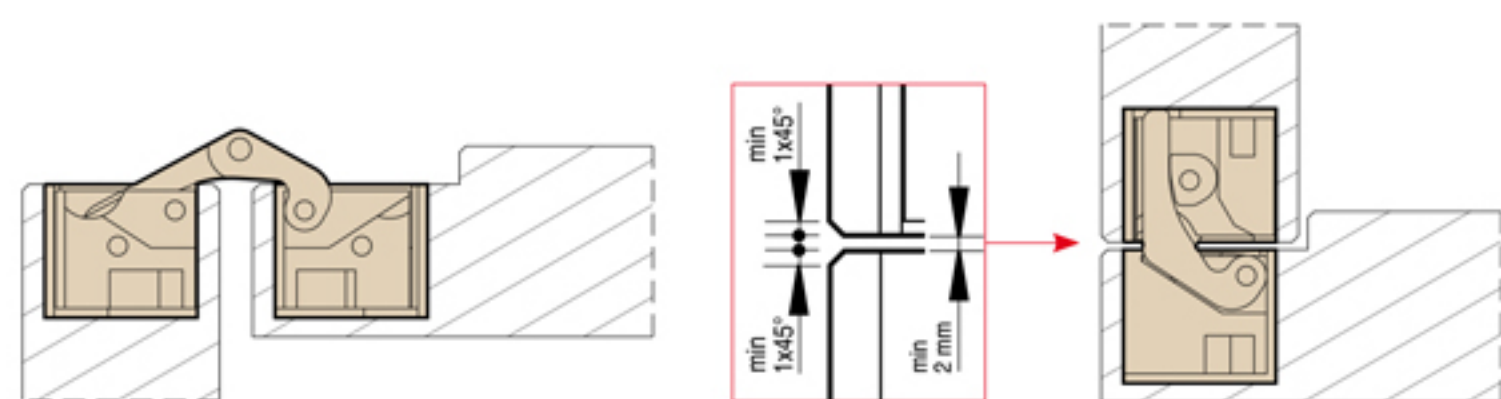
Reversível para portas de 30 mm a 33mm de espessura.
Reversible for doors from 30 mm to 33 mm thickness.
Réversible pour des portes de 30 mm à 33 mm d'épaisseur.



* - Baixa profundidade de corte
- Small drilling depth
- Faible profondeur de coupe



- Secção transversal da porta
- Door cross-section
- Section transversale de la porte



CAPACIDADE DA PORTA

Largura até 1000mm
Altura até 2100m
A - 2 Dobradiças (40 Kgs)
B - 3 Dobradiças (60 Kgs)
Altura superior a 2100mm:
C - 4 Dobradiças (60 Kgs)

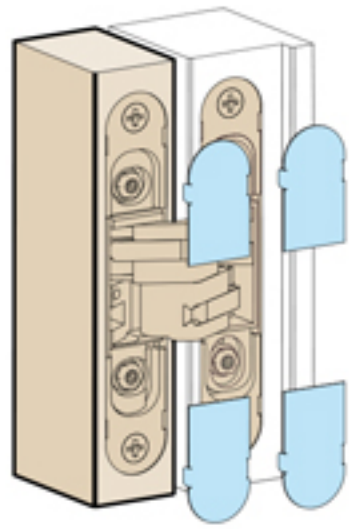
DOOR CAPACITY

Width up to 1000mm
Height up to 2100m
A - 2 Hinges (40 Kgs)
B - 3 Hinges (60 Kgs)
Higher than 2100mm:
C - 4 Hinges (60 Kgs)

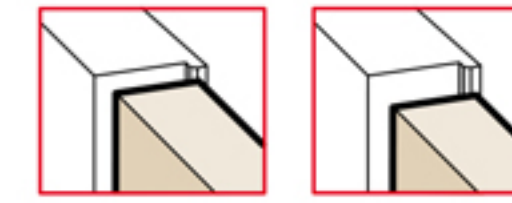
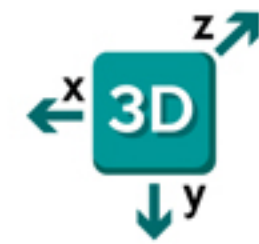
CAPACITÉ DE LA PORTE

Largeur jusqu'à 1000mm
Hauteur jusqu'à 2100m
A - 2 Charnières (40 kg)
B - 3 Charnières (60 kg)
Hauteur supérieure à 2100mm:
C - 4 Charnières (60 Kgs)

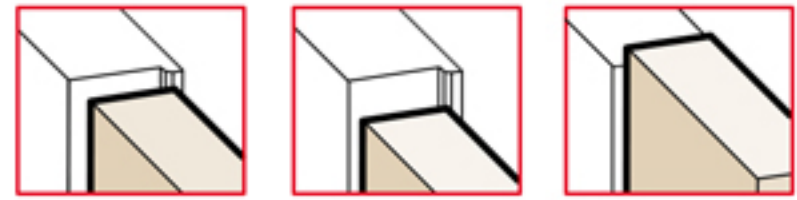
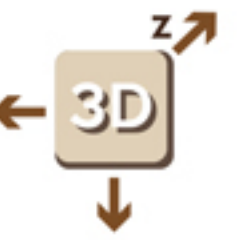
DOBRADIÇA INVISÍVEL GS – H200
INVISIBLE HINGE GS – H200
CHARNIÈRE INVISIBLE GS – H200



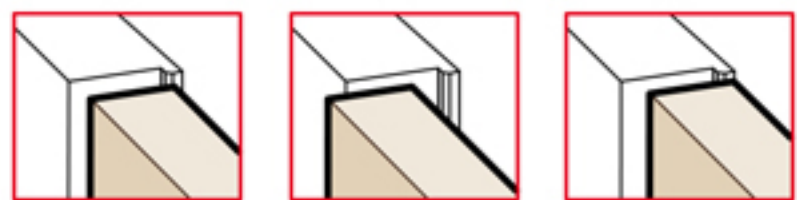
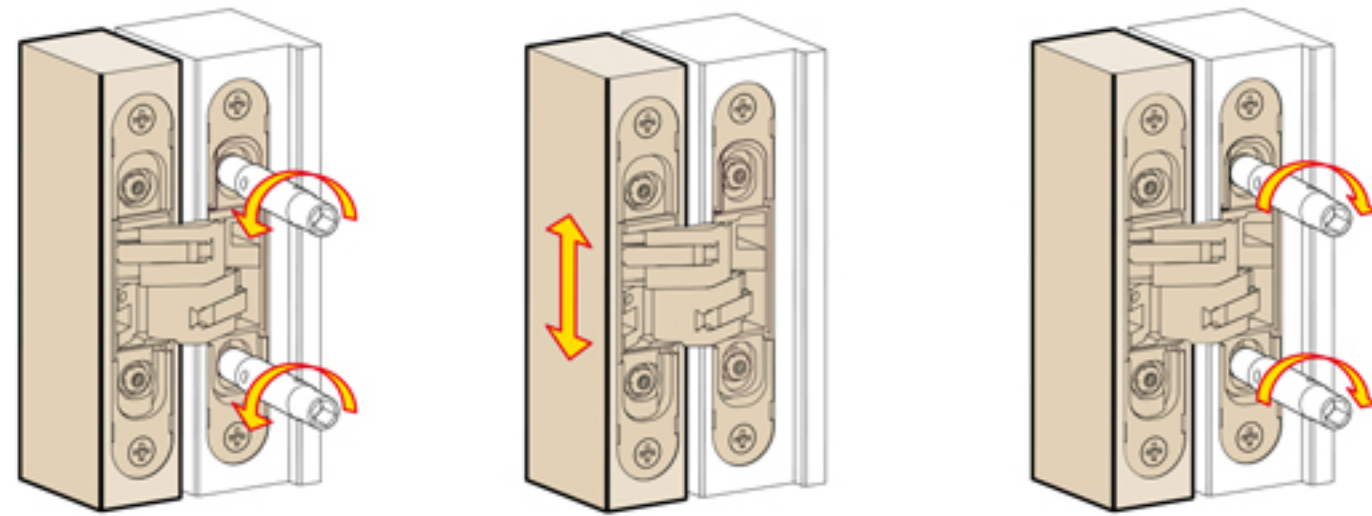
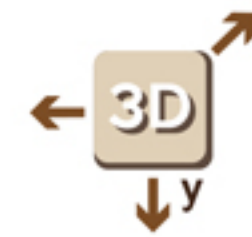
Dobradiças invisíveis reguláveis
Invisible adjustable hinges
Charnières invisibles réglables



Ajuste na profundidade
Depth adjustment
Réglage de la profondeur



Ajuste vertical
Vertical adjustment
Réglage vertical



Ajuste horizontal
Horizontal adjustment
Réglage horizontal

