

**TUPAI**

# TUPAI

As informações técnicas incluídas neste catálogo podem não corresponder precisamente às cores reais, medidas e dimensões. Com o sentido de constante melhoria e inovação, reservamos o direito de proceder a alterações e disponibilidade dos produtos presentes neste catálogo sem aviso prévio.

Não nos responsabilizamos por qualquer erro de impressão deste catálogo.

Technical information included in this catalogue might not correspond to the real colors, measures and dimensions. With the innovation and improvement as aim, we reserve the right to make changes and availability of products in this catalogue at any time without further notice.

We are not responsible for any printing error.



**CONFIANÇA FORJADA EM EXCELÊNCIA,  
INOVAÇÃO E COMPROMISSO.**

Fundada em 1976, a TUPAI é uma empresa portuguesa especializada em metalomecânica ligeira. Com mais de quatro décadas de experiência, alia tradição industrial à inovação tecnológica, sendo hoje uma referência global no setor das ferragens.

**CONFIDENCE FORGED IN EXCELLENCE,  
INNOVATION AND COMMITMENT**

Founded in 1976, TUPAI is a Portuguese company specialised in light metalworking. With over four decades of experience, it combines industrial tradition with technological innovation, and is today a global benchmark in the hardware sector.

# 1976 2025

**21K**  
M<sup>2</sup>

de área de produção com controlo total do processo.  
of manufacturing area with full process control.

**49**  
ANOS  
YEARS

de experiência no desenvolvimento de soluções de ferragens  
of experience in developing hardware solutions.

**+200**  
COLABORADORES  
EMPLOYEES

especializados e dedicados  
skilled and dedicated

**+70**  
PAÍSES  
COUNTRIES

com presença global e espírito exportador.  
with global presence and export-driven focus.

**+150**  
ACABAMENTOS  
FINISHES

que reforçam a versatilidade e a personalização.  
that enhance versatility and personalisation.

**+500**  
PRODUTOS  
PRODUCTS

que respondem às exigências do mercado.  
designed to meet market demands.

# TUPAI

# AROUND THE



Com presença consolidada em mais de 70 países, a TUPAI orgulha-se de levar soluções de qualidade e design português aos quatro cantos do mundo. A nossa rede internacional de parceiros garante proximidade, apoio técnico e excelência no serviço — onde quer que o seu projeto esteja. Presentes onde a excelência é essencial.

With a solid presence in over 70 countries, TUPAI is proud to bring Portuguese quality and design solutions to every corner of the globe. Our international network of partners ensures proximity, technical support, and service excellence — wherever your project may be. Present where excellence is essential.

# WORLD

- |  |   |   |
|--|---|---|
| <b>A</b> África Do Sul<br>South Africa | <b>E</b> Emirados A. U.<br>U. A. Emirates | <b>M</b> México<br>Mexico                           |
| Alemanha<br>Germany                    | Equador<br>Ecuador                        | Moçambique<br>Mozambique                            |
| Angola<br>Angola                       | Eslováquia<br>Slovakia                    | Moldávia<br>Moldavia                                |
| Arábia Saudita<br>Saudi Arabia         | Eslovênia<br>Slovenia                     | Montenegro<br>Montenegro                            |
| Argélia<br>Algeria                     | Espanha<br>Spain                          | <b>N</b> Nigéria<br>Nigeria                         |
| Arménia<br>Armenia                     | Estónia<br>Estonia                        | Noruega<br>Norway                                   |
| Austrália<br>Australia                 | EUA<br>USA                                | <b>P</b> Panamá<br>Panama                           |
| Áustria<br>Austria                     | <b>F</b> França<br>France                 | Polónia<br>Poland                                   |
| <b>B</b> Bahrain<br>Bahrain            | <b>G</b> Gibraltar<br>Gibraltar           | Portugal<br>Portugal                                |
| Bélgica<br>Belgium                     | <b>H</b> Holanda<br>Netherlands           | <b>Q</b> Qatar<br>Qatar                             |
| Bielorrússia<br>Belarus                | Hungria<br>Hungary                        | <b>R</b> República Checa<br>Czech Republic          |
| Bulgária<br>Bulgaria                   | <b>I</b> Índia<br>India                   | República da Guiné<br>Republic of Guinea            |
| Brasil<br>Brazil                       | Inglaterra<br>England                     | Rep. Dominicana<br>Dominican Republic               |
| <b>C</b> Cabo Verde<br>Cape Verde      | Irlanda<br>Ireland                        | Roménia<br>Romania                                  |
| Camboja<br>Cambodia                    | Islândia<br>Iceland                       | Rússia<br>Russia                                    |
| Canadá<br>Canada                       | Israel<br>Israel                          | <b>S</b> S.Tomé E Príncipe<br>São Tomé And Príncipe |
| Chile<br>Chile                         | Itália<br>Italy                           | Sérvia<br>Serbia                                    |
| China<br>China                         | <b>K</b> Kuwait<br>Kuwait                 | Sri Lanka<br>Sri Lanka                              |
| Chipre<br>Cyprus                       | <b>L</b> Letónia<br>Latvia                | Suécia<br>Sweden                                    |
| Colômbia<br>Colombia                   | Lituânia<br>Lithuania                     | Suíça<br>Switzerland                                |
| Costa Rica<br>Costa Rica               | Luxemburgo<br>Luxembourg                  | Suriname<br>Suriname                                |
| Coreia Do Sul<br>South Korea           | <b>M</b> Malásia<br>Malaysia              | <b>T</b> Taiwan<br>Taiwan                           |
| <b>D</b> Croácia<br>Croatia            | Malta<br>Malta                            | Tunísia<br>Tunisia                                  |
| <b>E</b> Dinamarca<br>Denmark          | Marrocos<br>Morocco                       | <b>U</b> Ucrânia<br>Ukraine                         |
| Egipto<br>Egypt                        | Mauritânia<br>Mauritania                  | <b>V</b> Venezuela<br>Venezuela                     |

# CIRCUITO DE PRODUÇÃO

## PRODUCTION SCHEME

DESDE A MATÉRIA-PRIMA ATÉ AO PRODUTO FINAL.  
 FULL IN-HOUSE PROCESS INTEGRATION, FROM  
 THE RAW MATERIAL TO THE FINISHED PARTS.

1

2

3

4

5

6

7



**DESENVOLVIMENTO  
 PRODUTO**

Design  
 Protótipos  
 Ferramentas

**PRODUCT  
 DEVELOPMENT**

Design  
 Prototyping  
 Tooling

**CONFORMAÇÃO**

Forjagem  
 Injeção  
 Estampagem  
 Corte laser

**SOLID FORMING**

Forging  
 Die-casting  
 Stamping  
 Laser cutting

**DESBARBAGEM**

Jato areia  
 Vibração Cerâmica

**DEBURRING**

Lathes  
 Machining centres  
 transfers

**MAQUINAÇÃO**

Tornos  
 Centros de Maquinação

**MACHINING**

Lathes  
 Machining centres  
 transfers

**LIXAGEM E POLIMENTO**

Robots  
 Multi-estações  
 Polimento Manual  
 Vibração

**POLISHING**

Robots  
 Multi-stations  
 Hand Polishing  
 Vibration

**ACABAMENTOS**

Zincagem  
 Cromagem  
 Lacagem  
 Pintura Eletroestática  
 Deposição física  
 vapor (PVD)

**FINISHING**

Zinc Plating  
 Chrome Plating  
 Multi-Finishing plating  
 Cataphoretic painting  
 Phisical vapor  
 deposition (PVD)

**MONTAGEM**

Tampografia  
 Montagem  
 Inspeção  
 Embalagem

**ASSEMBLY**

Tampography  
 Assemblage  
 Inspection  
 Packing

# SUSTAINABLE SOLUTIONS

TUPAI



A sustentabilidade faz parte da essência da TUPAI. Cada produto é desenvolvido com foco na redução do impacto ambiental — desde a seleção de matérias-primas recicláveis até a otimização de processos produtivos e embalagens ecológicas.

Produzimos com responsabilidade, investindo em energia renovável, tecnologias não poluentes e práticas que garantem a reutilização de recursos e a redução de resíduos.

O nosso compromisso é contínuo: proteger o ambiente, respeitar as gerações futuras e assegurar que a qualidade TUPAI é também sinónimo de consciência ambiental.

Sustainability is at the core of TUPAI's identity.

Every product is developed with a focus on reducing environmental impact — from the selection of recyclable raw materials to optimised production processes and eco-friendly packaging.

We produce responsibly, investing in renewable energy, non-polluting technologies, and practices that promote resource reuse and waste reduction.

Our commitment is ongoing: to protect the environment, respect future generations, and ensure that TUPAI quality also means environmental awareness.

# SUSTENTABILIDADE –SUSTAINABILITY



## LATÃO SEM CHUMBO –LEAD FREE BRASS

O latão que usamos nos nossos produtos é produzido sem metais pesados, não sendo prejudicial ao meio ambiente, preservando assim os nossos recursos naturais.

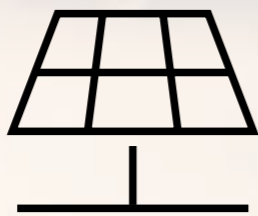
The brass we use in our products is produced without heavy metals, not being harmful to the environment, thus preserving our natural resources.



## MITIGAÇÃO AMBIENTAL –ENVIRONMENTAL MITIGATION

Mitigação ambiental: compensar a nossa pegada ecológica, com a plantação de número de árvores equivalente ao papel consumido (parceria com a Quercus e a Associação do Cabeço Santo).

Environmental mitigation: offset our ecological footprint by planting a number of trees equivalent to the paper consumed (partnership with Quercus and the Cabeço Santo Association).



## INSTALAÇÃO DE CENTRAL FOTOVOLTAICA –INSTALLATION OF PHOTOVOLTAIC PLANT

Temos uma unidade Fotovoltaica com uma potência de 750 de kWp, e uma produção estimada de 1116 MWh anual, que proporciona uma cobertura próxima de 40% do consumo anual de energia elétrica.

We have a Photovoltaic unit with a power of 750 kWp, and an estimated annual production of 1116 MWh, which provides coverage close to 40% of the annual electricity consumption.



## TÍTULO ÚNICO AMBIENTAL –SINGLE ENVIRONMENTAL TITLE

No início do presente ano foi renovada o nosso TUA-Título Único Ambiental que representa uma exigência legal e que nos mantém em elevada exigência no âmbito Ambiental.

At the beginning of this year, our TUA - Single Environmental Title was renewed, which represents a legal requirement and which keeps us in high demand in the Environmental field.



## GESTÃO DA ÁGUA –WATER MANAGEMENT

A aplicação de novos sistemas de gestão de água, produziu uma redução em cerca de 30% do seu uso. Também temos duas estações de tratamento de águas residuais que funcionam 24h por dia.

The application of new water management systems produced a reduction of around 30% in its use. We also have two wastewater treatment plants that operate 24 hours a day.



## SUSTENTABILIDADE E GESTÃO –SUSTAINABILITY AND MANAGEMENT

O SGA constitui uma importante ferramenta de sustentabilidade e gestão que permite uma organização e melhoria contínua do desempenho ambiental da instituição.

The SGA is an important sustainability and management tool that allows for the organization and continuous improvement of the institution's environmental performance.



## ECOBX –ECOBX

O uso de embalagens em papel reciclado e sem espumas, contribui para a redução de lixo e do uso de materiais nocivos ao meio ambiente.

The use of recycled paper packaging without foam contributes to the reduction of waste and the use of materials harmful to the environment

# METAS ALCANÇADAS ACHIEVED MILESTONES


# SUSTENTABILIDADE –SUSTAINABILITY



## IMPACTOS AMBIENTAIS –ENVIRONMENTAL IMPACT

A TUPAI promove ações de sensibilização e formação para a prevenção de impactos ambientais no decorrer das várias atividades. Os colaboradores anualmente são sujeitos a treinos e simulacros que permitem que as equipas de primeira intervenção e colaboradores estejam aptos a atuar em situações de emergência ambiental.

TUPAI promotes awareness and training actions for the prevention of environmental impacts in the course of various activities. Employees are annually subject to training and simulations that allow first intervention teams and employees to be able to act in environmental emergency situations.



## CADEIA DE VALOR SUSTENTÁVEL SUSTAINABLE SUPPLY CHAIN

Trabalhamos com fornecedores que tenham em atenção a importância da sustentabilidade (p.e. toners reutilizáveis.)


We work with suppliers that are aware of the importance of sustainability (e.g. reusable toners).



## SUBSTITUIÇÃO DE FORNOS –FURNACES REPLACEMENT

Estão a ser substituídos os fornos com utilização de combustíveis fósseis ( gás propano) nos sistemas de aquecimento de matéria prima da fundição por fornos elétricos que permite uma redução da pegada de carbono e por isso redução a emissões de CO2.

Furnaces using fossil fuels (propane gas) in the foundry's raw material heating systems are being replaced by electric furnaces, which allows for a reduction in the carbon footprint and therefore a reduction in CO2 emissions.



## BANHO DE CRÓMIO VI VI BATH REPLACEMENT

Os banhos de Crómio VI vão ser substituídos por banhos galvânicos com substâncias que não necessitam de redução e tratamento complexo em linhas de tratamento (ETARI's) e com utilização de substâncias menos prejudiciais ao meio ambiente.


The Chromium VI baths will be replaced by galvanic baths with substances that do not require reduction and complex treatment in treatment lines (ETARI's) and with the use of substances that are less harmful to the environment.



## MELHORES TECNOLOGIAS –BETTER TECHNOLOGIES

Os investimentos e melhores tecnologias estão constantemente a ser consideradas aquando da aquisição de um novo equipamento ou aquisição de novo processo ou produto químico.

Investments and better technologies are constantly being considered when purchasing new equipment or acquiring a new process or chemical product.



## COBERTURA DE 40% DO CONSUMO 40% CONSUMPTION COVERAGE

Prevista uma 2ª Unidade que vem reforçar a produção de eletricidade para abastecer os processos industriais da empresa, proporcionando uma cobertura próxima de 40% do consumo anual de energia elétrica.

A 2nd Unit is planned to reinforce the production of electricity to supply the company's industrial processes, providing coverage of close to 40% of annual electricity consumption.

# SMART & SUSTAINABLE SOLUTIONS





1

## PI-IH

PUXADORES INTERIOR  
INTERIOR HANDLES

2

## PE-EH

PUXADORES EXTERIOR  
EXTERIOR HANDLES

3

## D-H

DOBRADIÇAS  
HINGES

4

## F-L

FECHADURAS  
LOCKS

5

## AH-HA

ACESSÓRIOS DE HABITAÇÃO  
HOUSING ACCESSORIES

6

## FV-GH

FECHADURAS PARA VIDRO  
GLASS HARDWARE

7

## IT-TI

INFORMAÇÕES TÉCNICAS  
TECHNICAL INFORMATION

### // LATÃO · BRASS

- 24 Ice
- 28 5S Texture
- 46 Four
- 50 Upper
- 56 Round
- 62 Roll & Lock
- 68 5S Line

### // ZAMAK

- 80 5S Line
- 92 Prive
- 98 Versatile
- 102 Angulus
- 106 Rectangular
- 110 Square
- 114 Round

### // ALUMÍNIO · ALUMINIUM

- 118 Anux
- 122 Penna

### // INOX · STAINLESS STEEL

- 126 Minimal
- 130 5S Line
- 136 Square
- 142 Round
- 148 Upper

154 Conjuntos Privados / Passagem  
Privacy / Passage Set

158 Rosetas/ Botões WC  
Escutcheon/ Thumbturn

170 Fechos Janela  
Window Handles

180 Portas de Correr  
Sliding Doors

196 Asas Interiores &  
Puxadores Móveis  
Interior Pulls & Cabinet Knobs

- 206 Golem Line
- 210 Puxadores para portas  
de alumínio  
Handles for aluminum doors
- 214 Asas Exterior  
Exterior Handle

222 Easy Pivot

225 Pivotante  
Pivot

226 Mola  
Spring

227 Invisível  
Invisible

228 Técnica  
Technique

229 Interior / Exterior  
(Rolamento, Balanço, 1/2  
Balanço, Leme, Fiel )  
bearings, balance, 1/2  
balance, Helm, Loyal)

238 3 Pontos  
Multi-Point Lock

239 Segurança  
Security Lock

240 Cilindro Europeu (BB,  
WC, Passagem)  
European Cylinder (BB,  
WC, Passage)

242 Interior Reversível  
Interior Reversible

244 Fechos Passagem,  
Privado, Trinco Morto  
Passage Lock, Privacy  
Lock, Deadbolt

246 Magnéticas  
Magnetic

248 Cilindros  
Cylinder

252 Batentes  
Door Stop

255 Fecho De Esfera  
Ball Bearing

255 Fechos Embutir  
Embedded Bolt

256 Acessórios  
Accessories

260 Fechaduras  
Locks

262 Dobradiças  
Hinges

266 Informação Técnica  
Technical Information

278 Iconografia  
Iconography

280 Certificados  
Certificates

# ÍNDICE

# INDEX

# INDÍCE DE REFERÊNCIAS

## —REFERENCE INDEX

REF	PAG.	REF	PAG.	REF	PAG.	REF	PAG.	REF	PAG.	REF	PAG.	REF	PAG.	REF	PAG.
15	256	702	53	1614	202	1791	229	2001 5S	132	2187	187	2275 5SQ	81	2732 Q	112
45	256	704	53	1615	202	1792	229	2001 MQ 2mm	128	2199	252	2275 5S	81	2732 WRE	175
65	257	786	168	1618	202	1793	229	2001 MR 2mm	128	2214	219	2275 WRE	175	2733 Q	140
69	257	787	168	1619	202	1828	229	2001 WOV	177	2217	203	2302	156	2805	242
79	257	793	116	1620	202	1829	229	2001 WRE	173	2218	203	2302Q	156	2818	248
115	253	794	116	1623	252	1847	226	2001	144	2229	249	2402	157	2819	248
233 5S	58	800	168	1625	202	1848	234	2002	144	2236	145	2402Q	157	2821 A	238
280	242	801 Q	165	1626	202	1849	234	2002 Q	139	2237	146	2586	203	2828 A	239
281	243	801 S/espelho	169	1666	167	1855	226	2002 5S	132	2238	146	2587	203	2848	249
287	243	804 Q	165	1667	167	1892	233	2002 5SQ	132	2244	225	2613	254	2849 Q	191
290	242	806	169	1668	167	1908	59	2002 MQ 2mm	129	2252	147	2617	253	2850	191
293 5S	80	806 S/espelho	169	1695	186	1911	53	2002 MR 2mm	129	2252 Q	139	2618	254	2867	246
338	201	808 Q	165	1696	186	1938	61	2002-2006 CONJ	218	2252 5SQ	133	2620	217	2868	246
353	201	809 Q	165	1697	167	1948	61	2002 WOV	177	2252 5S	133	2621	217	2869	247
400/1	52	857	150	1698	252	1953	168	2002 WRE	173	2252 WRE	174	2623	217	2898	244
401/1	52	897	150	1699	252	1956	203	2003	152	2253	147	2626	217	2933	218
405/1	201	898	151	1715	227	1957	203	2004	152	2253 Q	140	2627	217	2969	218
497	52	899	151	1717	227	1965	168	2005	152	2253 5SQ	134	2628	217	2985	244
508	244	940	59	1722	230	1966	168	2006	145	2253 5S	134	2629	217	2986	244
580	219	942	59	1742	231	1967	61	2006 Fixo	219	2253 WRE	174	2630	217	2987	245
581	52	955 S/espelho	169	1743	231	1967 5S	68	2007	167	2254	147	2631	217	2988	245
588	169	979	255	1745	231	1967 5SQ	68	2008	166	2254 Q	140	2632	217	2996	249
589	58	1600	200	1746	231	1967 RL	64	2009	166	2254 5SQ	135	2639	186	3017	245
592	169	1601	200	1747	231	1985 RE	162	2070	213	2254 5S	135	2650	186	3018	245
593	169	1603	200	1748	230	1987	166	2071	213	2254 WRE	174	2651	186	3030 Q	140
594	202	1604	200	1751	230	1998 Q	164	2072	213	2260	253	2672	263	3045 RE	163
603	235	1605	200	1755	229	1999 Q	164	2079	168	2261	253	2730 5SQ	80	3046 Q	164
605	235	1608	200	1760	229	2000	144	2147	167	2270 Q	140	2732	117	3048 Q	164
683 5S	77	1609	200	1777	233	2000 WOV	177	2179	256	2275 RE	108	2732 5S	82	3049 Q	164
683 5SQ	77	1610	200	1784	228	2000 WRE	173	2184	168	2275 Q	112	2732 5SQ	82	3070	202

# INDÍCE DE REFERÊNCIAS


## —REFERENCE INDEX

REF	PAG.	REF	PAG.	REF	PAG.	REF	PAG.	REF	PAG.	REF	PAG.	REF	PAG.	REF	PAG.
3075	188	3165 RE	162	3862	190	4009 5S	48	4075 RE	163	4158 5SQ	88	4181 WC L/O	183	4254 5SQ	91
3076	188	3166 Q	164	3863 Q	190	4009 WOV	49	4084 5RE	97	4159 5S	101	4191 5S	199	4255 5S	91
3077	188	3174 MR 2mm	161	3864	192	4010	261	4084 PRIVÉ	97	4159/34 5S	101	4191 5SQ	199	4255 5SQ	91
3078	188	3175 MQ 2mm	161	3865 Q	193	4011	261	4085 5RE	162	4159/35 5S	101	4200/200 5S	39	4260	48
3084 5RE	100	3181	169	3866	193	4014	260	4086 5RE	163	4159 5SQ	101	4200/200 5SQ	39	4275 5SQ	96
3084/32 5RE	100	3182	172	3957 5S	95	4015	260	4098 5SQ	160	4159/34 5SQ	101	4200/201 5S	40	4275 PRIVÉ	96
3084/33 5RE	100	3184	225	3957 5SQ	95	4018	262	4099 5S	166	4159/35 5SQ	101	4200/201 5SQ	40	4867	247
3084/34 5RE	100	3205	255	3957 PRIVÉ	95	4019	262	4104 5SQ	161	4160 5S	73	4200/202 5S	41	6501 5SQRC	125
3084/35 5RE	100	3205 Q	255	3980	55	4020	263	4105 5S	167	4160 5SQ	73	4200/202 5SQ	41	6502 5SQRC	125
3089 5RE	100	3230 Q/2732	208	3991/2002	179	4021	261	4106 5SQ	160	4161 5SQ	35	4210 5S	42	6511 5SQRC	162
3089/32 5RE	100	3231 Q	209	3992/4002	179	4022	261	4107 5SQ	160	4161 5SQ T1	34	4210 5SQ	42	6518 5SQRC	162
3089/33 5RE	100	3232	209	3992/4009	49	4025	260	4108 5S	166	4161 5SQ T2	34	4211 5S	43	6519 5SQRC	162
3089/34 5RE	100	3233	209	3996	254	4026	260	4109 5S	166	4161 5SQ T3	34	4211 5SQ	43	6520 5SQ	120
3089/35 5RE	100	3258 Q	164	4002 5S	31	4030 MR 2mm	163	4119 Q	162	4162 5SQ	74	4213 5S	45	6521 5SQ	120
3095 5S	69	3259 Q	164	4002 5SQ	31	4031 MR 2mm	163	4126	189	4163 5S	74	4213 5SQ	45	6522 5SQ	121
3095 5SQ	69	3267 Q	165	4002 5SQ T1	30	4032 MQ 2mm	163	4127	189	4163 5SQ	74	4220 5SQ T1	160	6523 5SQ	121
3095 WRE	176	3697	263	4002 5SQ T2	30	4033 MQ 2mm	163	4128	189	4164 5S	75	4220 5SQ T2	160	6530 5SQRC	162
3097	117	3698	262	4002 5SQ T3	30	4040 5SQ	161	4129	189	4164 5SQ	75	4220 5SQ T3	160	6531 5S	167
3097 5S	83	3699	263	4002 RL	64	4041 5S	167	4130 5RE	105	4165 5S	37	4230 5SQ T1	160	6535 5SQ	163
3097 5SQ	83	3712	263	4003 RE	27	4043 5SQ	160	4140 5SQ	85	4165 5SQ	37	4230 5SQ T2	160	6536 5SQ	163
3097 Q	113	3851	194	4004 RE	27	4045 5S	166	4140 Q	113	4165 5SQ T1	36	4230 5SQ T3	160	6538 5SQ	163
3097 RE	108	3852	194	4006 5S	71	4046 5S	166	4140 RE	109	4165 5SQ T2	36	4240 5SQ T1	161	6539 5SQ	163
3097 WRE	176	3853	194	4006 5SQ	71	4048 5SQ	160	4151 5SQ	85	4165 5SQ T3	36	4240 5SQ T2	161	S-916 A	241
3098	117	3854 Q	192	4006 RL	65	4049 5SQ	160	4152 5S	86	4165 RL	65	4240 5SQ T3	161	S-918 A	241
3098 5S	84	3855	192	4007 5S	33	4052	185	4152 5SQ	86	4166 5SQ	76	4250 5SQ	89	S-944 A	239
3098 5SQ	84	3856	194	4007 5SQ	33	4053	185	4153 5S	87	4166 5S	76	4251 5S	89	S-945 A	241
3098 Q	113	3857 Q	193	4007 5SQ T1	32	4060 5S	166	4153 5SQ	87	4181	182	4251 5SQ	89	S-966 A	240
3098 RE	109	3858	193	4007 5SQ T2	32	4065 RE	162	4154 5SQ	87	4181 BB	182	4252 5SQ	90	S-980 A	240
3098 WRE	175	3859	194	4007 5SQ T3	32	4071 5S	72	4155 5RE	105	4181 PZ	182	4253 5S	90	T-716	243
3099 5RE	105	3860	194	4007 WRE	176	4071 5SQ	72	4158 5S	88	4181 WC	183	4253 5SQ	90		

# ACABAMENTOS – FINISHES



152	Branco pérola White pearl
192	Branco pó White powder
03	Cromado brilhante Bright chrome
212 NEW	Natural anodizado Natural anodized
96	Cromado satinado Satin chrome
58	Aço inox polido Polished stainless steel
67	Cromado brilhante / Inox satinado Bright Chrome / Satin stainless steel
195	Cromado brilhante / Preto Bright chrome / Black
16	Aço inox satinado Satin stainless steel
36	Níquel satinado Satin nickel
110	Satinado efeito inox Satin steel effect
211 NEW	Champagne anodizado Champagne anodized
142	Niquelado pérola Nickel Pearl
01	Latão polido brilhante Polished brass
33	Latão polido/satinado Polished / Satin brass
185	Latão natural Natural brass



158	Latão puro Purist brass
208	Dourado mate Golden matt
161 PVD	PVD cobreado brilhante PVD shining copper
160 PVD	PVD cobreado mate PVD matte copper
186	Corten Corten
07	Bronzeado brilhante Bright antique brass
77	Bronzeado mate Mate antique brass
46	Latão rústico Rustic brass
141	Titânio Titan
241 NEW	Titânio pó Titan powder
47	Níquel rústico Rustic nickel
213 NEW	Preto anodizado Black anodized
153	Preto pérola Black pearl
193 NEW	Preto pó Black powder
155 PVD	PVD Preto cromado velvet PVD Black chrome velvet

1

## PI - IH

PUXADORES INTERIOR  
- INTERIOR HANDLES

## // LATÃO · BRASS

- 24 Ice
- 28 5S Texture
- 46 Four
- 50 Upper
- 56 Round
- 62 Roll & Lock
- 68 5S Line

## // ZAMAK

- 80 5S Line
- 92 Prive
- 98 Versatile
- 102 Angulus
- 106 Rectangular
- 110 Square
- 114 Round

## // ALUMÍNIO · ALUMINIUM

- 118 Anux
- 122 Penna

## // INOX · STAINLESS STEEL

- 126 Minimal
- 130 5S Line
- 136 Square
- 142 Round
- 148 Upper

---

154 Conjuntos Privados / Passagem  
Privacy / Passage Set

158 Rosetas/ Botões WC  
Escutcheon/ Thumbturn

170 Fechos Janela  
Window Handles

180 Portas de Correr  
Sliding Doors

196 Asas Interiores &  
Puxadores Móveis  
Interior Pulls & Cabinet Knobs

// LATÃO · BRASS

# ICE

Inspiração na beleza pura dos glaciares e nos picos montanhosos, esta coleção reflete uma estética fria, precisa e contemporânea. Composta por dois modelos distintos – Iceberg e Arctic – traduz sofisticação com carácter.

*Inspired by the pure beauty of glaciers and mountain peaks, this collection reflects a cool, precise and contemporary aesthetic. Comprising two distinctive models – Iceberg and Arctic – it conveys sophistication with character.*

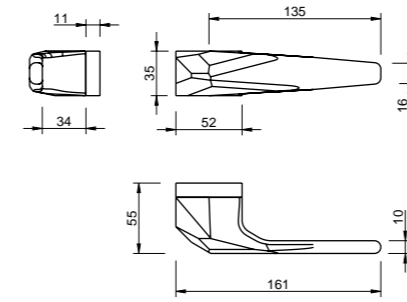


artesanal  
handmade



4065 RE

4119 Q



4075 RE

## 4003 RE - ICEBERG



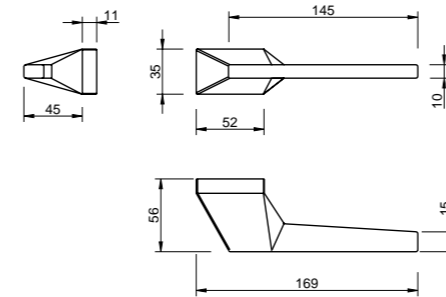
(03) cromado brilhante  
bright chrome

Puxador par  
Adaptador com sistema "click"  
Mola recuperadora  
Ferro quadrado de 8x100mm  
Fixação da muleta com perno M6 oculto

Lever set  
Mechanism with "click" system  
Recovery spring  
8x100mm square spindle  
Handle fixed by a M6 grub screw

4065 RE

4119 Q



4075 RE

## 4004 RE - ARCTIC



(155) PVD preto cromado velvet  
PVD Black chrome velvet

Puxador par  
Adaptador com sistema "click"  
Mola recuperadora  
Ferro quadrado de 8x100mm  
Fixação da muleta com perno M6 oculto

Lever set  
Mechanism with "click" system  
Recovery spring  
8x100mm square spindle  
Handle fixed by a M6 grub screw



// LATÃO · BRASS

# 5S TEXTURE

Com design singular e textura marcante, esta linha funde formas curvas e geométricas, oferecendo uma solução elegante e sensorial para interiores exigentes.

*With a unique design and striking texture, this line blends curved and geometric shapes, delivering an elegant and tactile solution for demanding interiors.*





## 4002 5SQ T1



4220 5SQ T1  
4220 5SQ T2  
4220 5SQ T3



4230 5SQ T1  
4230 5SQ T2  
4230 5SQ T3



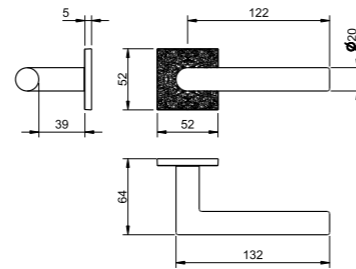
4240 5SQ T1  
4240 5SQ T2  
4240 5SQ T3



(33) latão polido/satinado  
polished/satin brass

Puxador par  
Adaptador com sistema "click"  
Mola recuperadora  
Ferro quadrado de 8x90mm  
Fixação da muleta com perno M6 oculto

Lever set  
Mechanism with "click" system  
Recovery spring  
8x90mm square spindle  
Handle fixed by a M6 grub screw



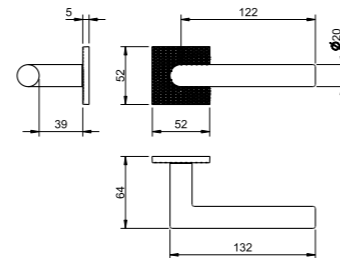
## 4002 5SQ T2



(03) cromado brilhante  
bright chrome

Puxador par  
Adaptador com sistema "click"  
Mola recuperadora  
Ferro quadrado de 8x90mm  
Fixação da muleta com perno M6 oculto

Lever set  
Mechanism with "click" system  
Recovery spring  
8x90mm square spindle  
Handle fixed by a M6 grub screw



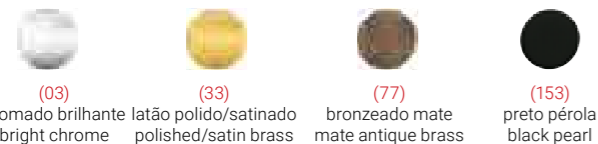
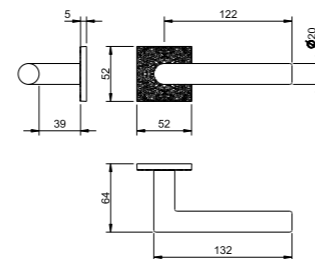
## 4002 5SQ T3



(77) bronzeado mate  
mate antique brass

Puxador par  
Adaptador com sistema "click"  
Mola recuperadora  
Ferro quadrado de 8x90mm  
Fixação da muleta com perno M6 oculto

Lever set  
Mechanism with "click" system  
Recovery spring  
8x90mm square spindle  
Handle fixed by a M6 grub screw



(03) cromado brilhante bright chrome  
(33) latão polido/satinado polished/satin brass  
(77) bronzeado mate mate antique brass  
(153) preto pérola black pearl

## 4002 5SQ



4048 5SQ



4049 5SQ



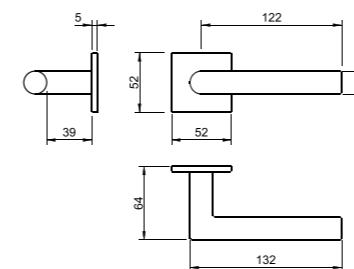
4040 5SQ



(185) latão natural  
natural brass

Puxador par  
Adaptador com sistema "click"  
Mola recuperadora  
Ferro quadrado de 8x90mm  
Fixação da muleta com perno M6 oculto

Lever set  
Mechanism with "click" system  
Recovery spring  
8x90mm square spindle  
Handle fixed by a M6 grub screw



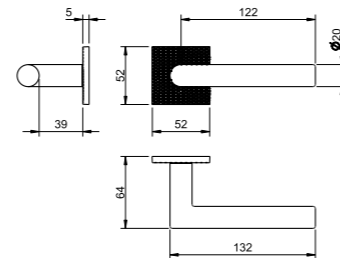
## 4002 5S



(161) PVD cobreado brilhante  
PVD shinning copper

Puxador par  
Adaptador com sistema "click"  
Mola recuperadora  
Ferro quadrado de 8x90mm  
Fixação da muleta com perno M6 oculto

Lever set  
Mechanism with "click" system  
Recovery spring  
8x90mm square spindle  
Handle fixed by a M6 grub screw



4045 5S



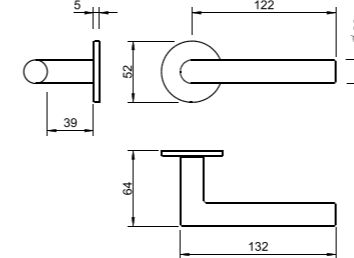
4046 5S



4041 5S

Puxador par  
Adaptador com sistema "click"  
Mola recuperadora  
Ferro quadrado de 8x90mm  
Fixação da muleta com perno M6 oculto

Lever set  
Mechanism with "click" system  
Recovery spring  
8x90mm square spindle  
Handle fixed by a M6 grub screw



(01) latão polido brilhante polished brass  
(03) cromado brilhante bright chrome  
(96) cromado satinado satin chrome  
(141) titan titan  
(142) níquelado pérola nickel pearl  
(152) branco pérola white pearl  
(153) preto pérola black pearl  
(158) latão puro purist brass  
disponível / available 4002 5S (160) PVD cobreado mate PVD matte copper  
disponível / available 4002 5S (161) PVD cobreado brilhante PVD shinning copper  
(185) latão natural natural brass



# 4007 5SQ T1



4220 5SQ T1  
4220 5SQ T2  
4220 5SQ T3



4230 5SQ T1  
4230 5SQ T2  
4230 5SQ T3



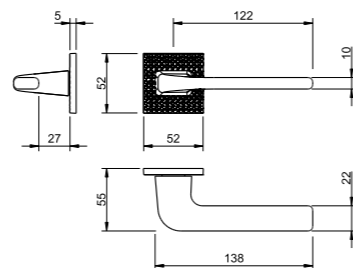
4240 5SQ T1  
4240 5SQ T2  
4240 5SQ T3



(33) latão polido/satinado  
polished/satin brass

Puxador par  
Adaptador com sistema "click"  
Mola recuperadora  
Ferro quadrado de 8x90mm  
Fixação da muleta com perno M6 oculto

Lever set  
Mechanism with "click" system  
Recovery spring  
8x90mm square spindle  
Handle fixed by a M6 grub screw



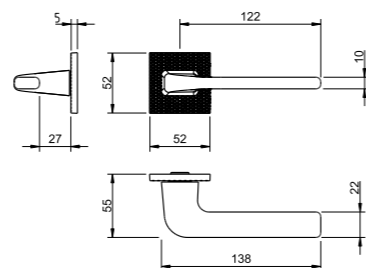
# 4007 5SQ T2



(03) cromado brilhante  
bright chrome

Puxador par  
Adaptador com sistema "click"  
Mola recuperadora  
Ferro quadrado de 8x90mm  
Fixação da muleta com perno M6 oculto

Lever set  
Mechanism with "click" system  
Recovery spring  
8x90mm square spindle  
Handle fixed by a M6 grub screw



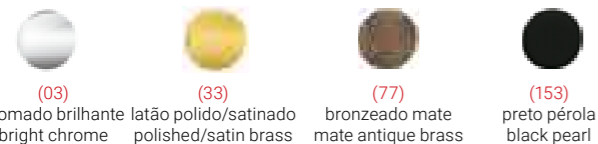
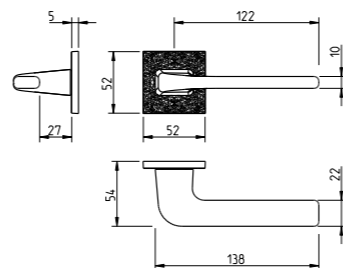
# 4007 5SQ T3



(77) bronzeado mate  
mate antique brass

Puxador par  
Adaptador com sistema "click"  
Mola recuperadora  
Ferro quadrado de 8x90mm  
Fixação da muleta com perno M6 oculto

Lever set  
Mechanism with "click" system  
Recovery spring  
8x90mm square spindle  
Handle fixed by a M6 grub screw



(03) cromado brilhante bright chrome  
(33) latão polido/satinado polished/satin brass  
(77) bronzeado mate mate antique brass  
(153) preto pérola black pearl

# 4007 5SQ



4048 5SQ



4049 5SQ



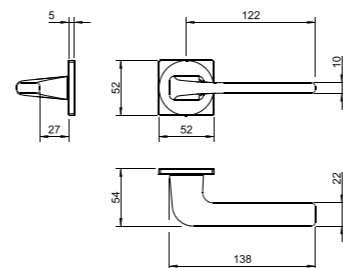
4040 5SQ



(158) latão puro  
purist brass

Puxador par  
Adaptador com sistema "click"  
Mola recuperadora  
Ferro quadrado de 8x90mm  
Fixação da muleta com perno M6 oculto

Lever set  
Mechanism with "click" system  
Recovery spring  
8x90mm square spindle  
Handle fixed by a M6 grub screw



# 4007 5S



4045 5S



4046 5S



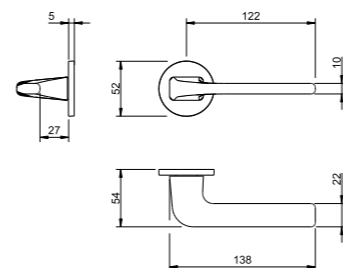
4041 5S



(158) latão puro  
purist brass

Puxador par  
Adaptador com sistema "click"  
Mola recuperadora  
Ferro quadrado de 8x90mm  
Fixação da muleta com perno M6 oculto

Lever set  
Mechanism with "click" system  
Recovery spring  
8x90mm square spindle  
Handle fixed by a M6 grub screw



(01) latão polido brilhante  
polished brass



(03) cromado brilhante  
bright chrome



(96) cromado satinado  
satin chrome



(141) titan  
titan



(142) níquelado pérola  
nickel pearl



(152) branco pérola  
white pearl



(153) preto pérola  
black pearl



(158) latão puro  
purist brass

disponível/ available  
4007 5SQ



(185) latão natural  
natural brass



### 4161 5SQ T1



4220 5SQ T1  
4220 5SQ T2  
4220 5SQ T3



4230 5SQ T1  
4230 5SQ T2  
4230 5SQ T3



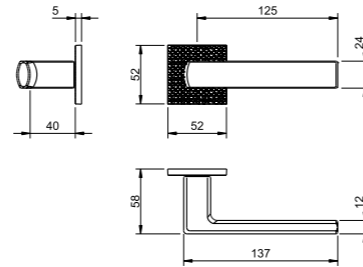
4240 5SQ T1  
4240 5SQ T2  
4240 5SQ T3



(33) latão polido/satinado  
polished/satin brass

**Puxador par**  
Adaptador com sistema "click"  
Mola recuperadora  
Ferro quadrado de 8x90mm  
Fixação da muleta com perno M6 oculto

**Lever set**  
Mechanism with "click" system  
Recovery spring  
8x90mm square spindle  
Handle fixed by a M6 grub screw



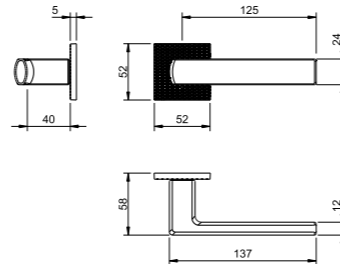
### 4161 5SQ T2



(03) cromado brilhante  
bright chrome

**Puxador par**  
Adaptador com sistema "click"  
Mola recuperadora  
Ferro quadrado de 8x90mm  
Fixação da muleta com perno M6 oculto

**Lever set**  
Mechanism with "click" system  
Recovery spring  
8x90mm square spindle  
Handle fixed by a M6 grub screw



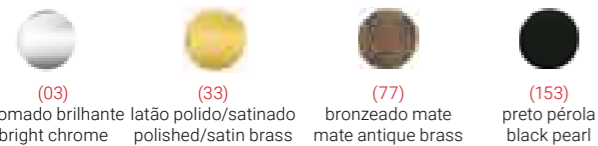
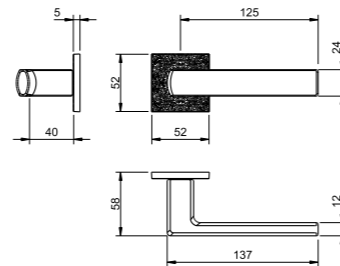
### 4161 5SQ T3



(77) bronzeado mate  
mate antique brass

**Puxador par**  
Adaptador com sistema "click"  
Mola recuperadora  
Ferro quadrado de 8x90mm  
Fixação da muleta com perno M6 oculto

**Lever set**  
Mechanism with "click" system  
Recovery spring  
8x90mm square spindle  
Handle fixed by a M6 grub screw



### 4161 5SQ



4048 5SQ



4049 5SQ



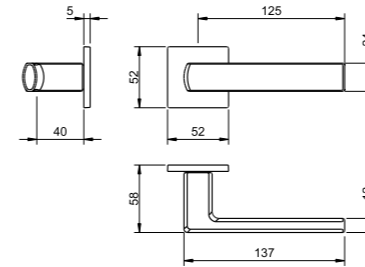
4040 5SQ



(185) latão natural  
natural brass

**Puxador par**  
Adaptador com sistema "click"  
Mola recuperadora  
Ferro quadrado de 8x90mm  
Fixação da muleta com perno M6 oculto

**Lever set**  
Mechanism with "click" system  
Recovery spring  
8x90mm square spindle  
Handle fixed by a M6 grub screw



REF. 4161 5SQ T3 - (03)



# 4165 5SQ T1



4220 5SQ T1  
4220 5SQ T2  
4220 5SQ T3



4230 5SQ T1  
4230 5SQ T2  
4230 5SQ T3



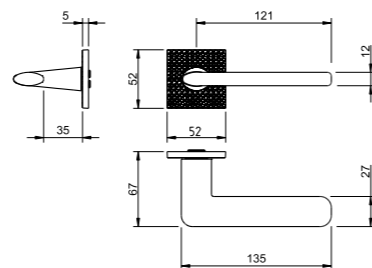
4240 5SQ T1  
4240 5SQ T2  
4240 5SQ T3



(33) latão polido/satinado  
polished/satin brass

Puxador par  
Adaptador com sistema "click"  
Mola recuperadora  
Ferro quadrado de 8x90mm  
Fixação da muleta com perno M6 oculto

Lever set  
Mechanism with "click" system  
Recovery spring  
8x90mm square spindle  
Handle fixed by a M6 grub screw



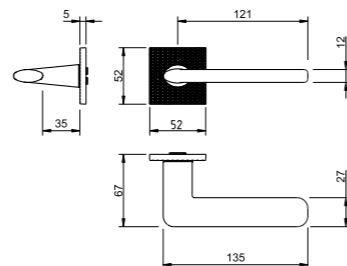
# 4165 5SQ T2



(03) cromado brilhante  
bright chrome

Puxador par  
Adaptador com sistema "click"  
Mola recuperadora  
Ferro quadrado de 8x90mm  
Fixação da muleta com perno M6 oculto

Lever set  
Mechanism with "click" system  
Recovery spring  
8x90mm square spindle  
Handle fixed by a M6 grub screw



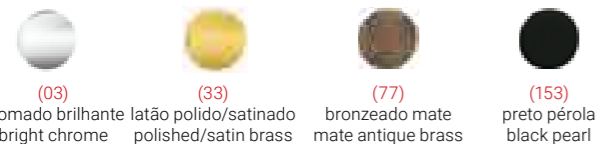
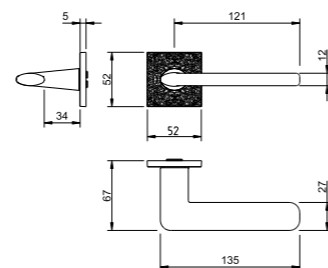
# 4165 5SQ T3



(77) bronzeado mate  
mate antique brass

Puxador par  
Adaptador com sistema "click"  
Mola recuperadora  
Ferro quadrado de 8x90mm  
Fixação da muleta com perno M6 oculto

Lever set  
Mechanism with "click" system  
Recovery spring  
8x90mm square spindle  
Handle fixed by a M6 grub screw



# 4165 5SQ



4048 5SQ



4049 5SQ



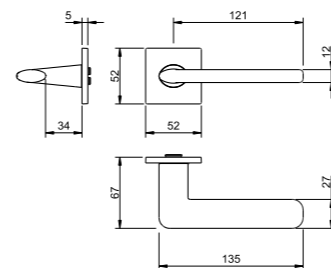
4040 5SQ



(01) latão polido brilhante  
polished brass

Puxador par  
Adaptador com sistema "click"  
Mola recuperadora  
Ferro quadrado de 8x90mm  
Fixação da muleta com perno M6 oculto

Lever set  
Mechanism with "click" system  
Recovery spring  
8x90mm square spindle  
Handle fixed by a M6 grub screw



# 4165 5S



4045 5S



4046 5S



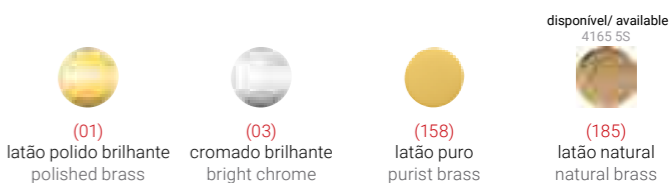
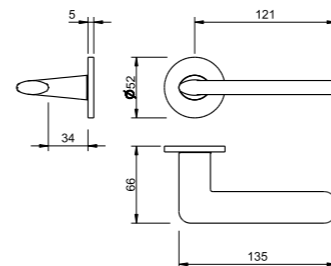
4041 5S



(185) latão natural  
natural brass

Puxador par  
Adaptador com sistema "click"  
Mola recuperadora  
Ferro quadrado de 8x90mm  
Fixação da muleta com perno M6 oculto

Lever set  
Mechanism with "click" system  
Recovery spring  
8x90mm square spindle  
Handle fixed by a M6 grub screw



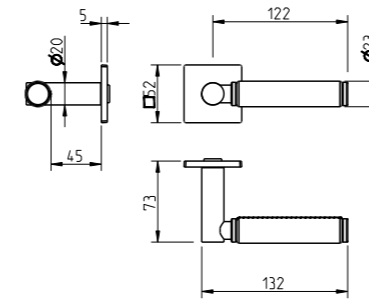
disponível/ available  
4165 5S





0 4048 5SQ

1 4049 5SQ



□ □ 4040 5SQ



4200/200 5SQ



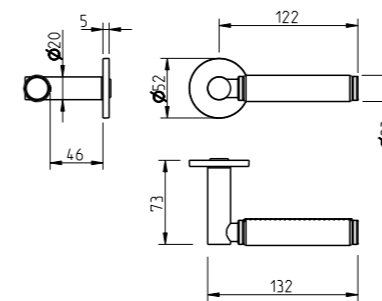
natural brass

Puxador par  
Adaptador com sistema "click"  
Mola recuperadora  
Ferro quadrado de 8x90mm  
Fixação da muleta com perno M6 oculto

Lever set  
Mechanism with "click" system  
Recovery spring  
8x90mm square spindle  
Handle fixed by a M6 grub screw

0 4045 5S

1 4046 5S



⊕ ⊖ 4041 5S



4200/200 5S



(01) latão polido brilhante  
polished brass

Puxador par  
Adaptador com sistema "click"  
Mola recuperadora  
Ferro quadrado de 8x90mm  
Fixação da muleta com perno M6 oculto

Lever set  
Mechanism with "click" system  
Recovery spring  
8x90mm square spindle  
Handle fixed by a M6 grub screw



(01)  
latão polido brilhante  
polished brass



(03)  
cromado brilhante  
bright chrome



(153)  
preto pérola  
black pearl

disponível/ available  
4200/200 5SQ



(185)  
latão natural  
natural brass

# 4200/201 5SQ



0 4048 5SQ

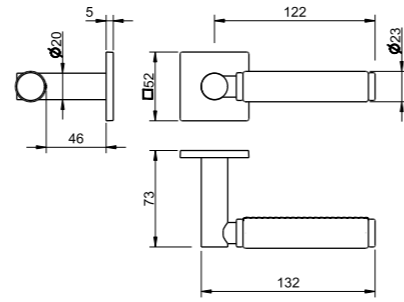


(03) cromado brilhante  
bright chrome

Puxador par  
Adaptador com sistema "click"  
Mola recuperadora  
Ferro quadrado de 8x90mm  
Fixação da muleta com perno M6 oculto

Lever set  
Mechanism with "click" system  
Recovery spring  
8x90mm square spindle  
Handle fixed by a M6 grub screw

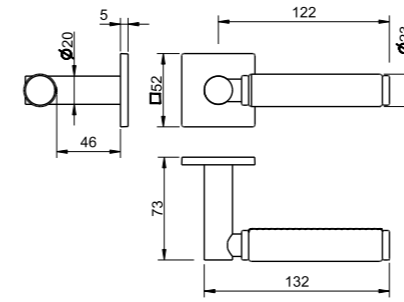
4049 5SQ



4040 5SQ

0 4048 5SQ

4049 5SQ



4040 5SQ



# 4200/202 5SQ



(01) latão polido brilhante  
polished brass

Puxador par  
Adaptador com sistema "click"  
Mola recuperadora  
Ferro quadrado de 8x90mm  
Fixação da muleta com perno M6 oculto

Lever set  
Mechanism with "click" system  
Recovery spring  
8x90mm square spindle  
Handle fixed by a M6 grub screw

# 4200/201 5S



0 4045 5S

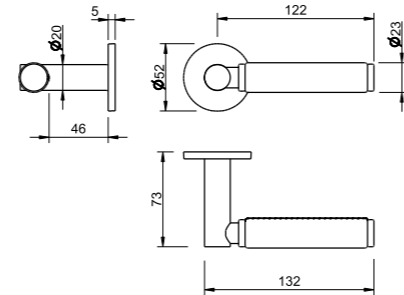


(03) cromado brilhante  
bright chrome

Puxador par  
Adaptador com sistema "click"  
Mola recuperadora  
Ferro quadrado de 8x90mm  
Fixação da muleta com perno M6 oculto

Lever set  
Mechanism with "click" system  
Recovery spring  
8x90mm square spindle  
Handle fixed by a M6 grub screw

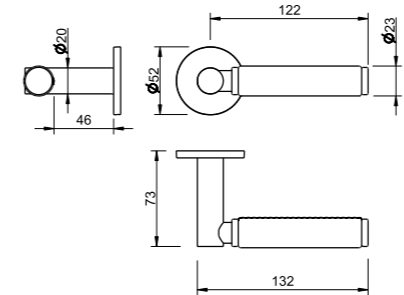
4046 5S



4041 5S

0 4045 5S

4046 5S



4041 5S



# 4200/202 5S



(153) preto pérola  
black pearl

Puxador par  
Adaptador com sistema "click"  
Mola recuperadora  
Ferro quadrado de 8x90mm  
Fixação da muleta com perno M6 oculto

Lever set  
Mechanism with "click" system  
Recovery spring  
8x90mm square spindle  
Handle fixed by a M6 grub screw



(01) latão polido brilhante  
polished brass



(03) cromado brilhante  
bright chrome



(153) preto pérola  
black pearl



(01) latão polido brilhante  
polished brass



(03) cromado brilhante  
bright chrome



(153) preto pérola  
black pearl

# 4210 5SQ

0 4048 5SQ

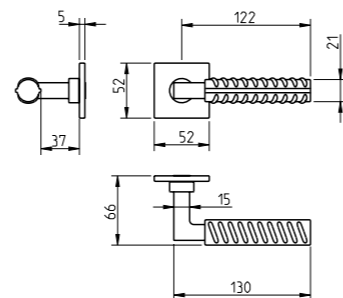


(158) latão puro  
purist brass

Puxador par  
Adaptador com sistema "click"  
Mola recuperadora  
Ferro quadrado de 8x90mm  
Fixação da muleta com perno M6 oculto

Lever set  
Mechanism with "click" system  
Recovery spring  
8x90mm square spindle  
Handle fixed by a M6 grub screw

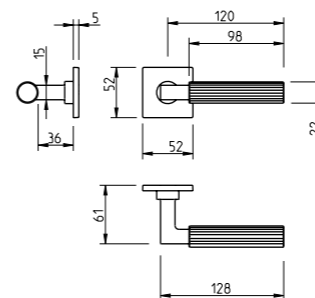
4049 5SQ



4040 5SQ

0 4048 5SQ

4049 5SQ



4040 5SQ

# 4211 5SQ



(03) cromado brilhante  
bright chrome

Puxador par  
Adaptador com sistema "click"  
Mola recuperadora  
Ferro quadrado de 8x90mm  
Fixação da muleta com perno M6 oculto

Lever set  
Mechanism with "click" system  
Recovery spring  
8x90mm square spindle  
Handle fixed by a M6 grub screw

# 4210 5S

0 4045 5S

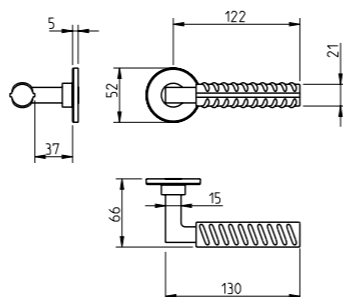


(03) cromado brilhante  
bright chrome

Puxador par  
Adaptador com sistema "click"  
Mola recuperadora  
Ferro quadrado de 8x90mm  
Fixação da muleta com perno M6 oculto

Lever set  
Mechanism with "click" system  
Recovery spring  
8x90mm square spindle  
Handle fixed by a M6 grub screw

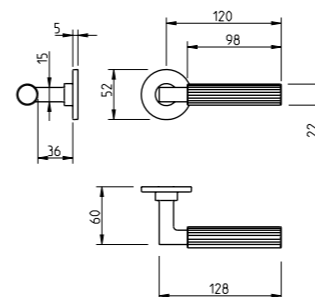
4046 5S



4041 5S

0 4045 5S

4046 5S



4041 5S

# 4211 5S



(158) latão puro  
purist brass

Puxador par  
Adaptador com sistema "click"  
Mola recuperadora  
Ferro quadrado de 8x90mm  
Fixação da muleta com perno M6 oculto

Lever set  
Mechanism with "click" system  
Recovery spring  
8x90mm square spindle  
Handle fixed by a M6 grub screw



(03) cromado brilhante  
bright chrome



(158) latão puro  
purist brass



(195) cromado brilhante/preto  
bright chrome/black



(03) cromado brilhante  
bright chrome



(158) latão puro  
purist brass

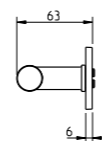


(195) cromado brilhante/preto  
bright chrome/black

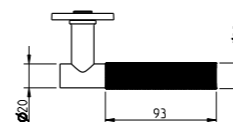
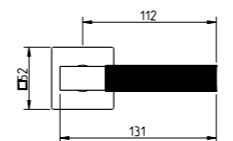
REF. 4213 5SQ - (158)



0 4048 5SQ



1 4049 5SQ



2 4040 5SQ

NEW 4213 5SQ

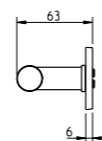


(158) latão puro  
purist brass

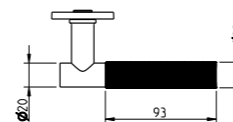
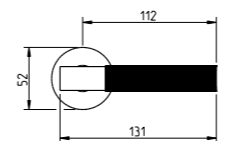
Puxador par  
Adaptador com sistema "click"  
Mola recuperadora  
Ferro quadrado de 8x90mm  
Fixação da muleta com perno M6 oculto

Lever set  
Mechanism with "click" system  
Recovery spring  
8x90mm square spindle  
Handle fixed by a M6 grub screw

0 4045 5S



1 4046 5S



2 4041 5S

NEW 4213 5S



(158) latão puro  
purist brass

Puxador par  
Adaptador com sistema "click"  
Mola recuperadora  
Ferro quadrado de 8x90mm  
Fixação da muleta com perno M6 oculto

Lever set  
Mechanism with "click" system  
Recovery spring  
8x90mm square spindle  
Handle fixed by a M6 grub screw



(03)  
cromado brilhante  
bright chrome



(153)  
preto pérola  
black pearl



(158)  
latão puro  
purist brass



// LATÃO · BRASS

# FOUR

Uma linha clássica e elegante, onde o puxador se destaca pelas quatro linhas vincadas que percorrem a peça. Um detalhe subtil que confere identidade e distinção ao conjunto.

*A classic and elegant line, where the handle stands out for its four engraved lines across the piece. A subtle detail that adds identity and distinction to the set.*



# 4260

0 4260 BB

1 4260 PZ

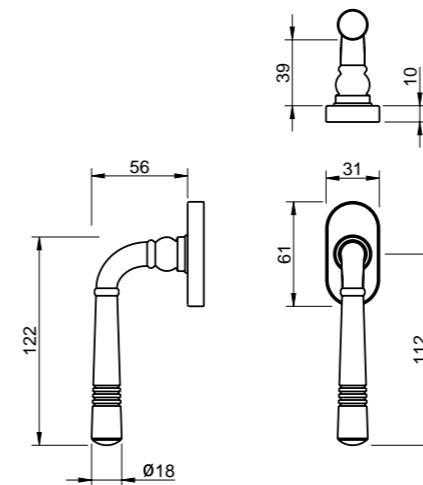
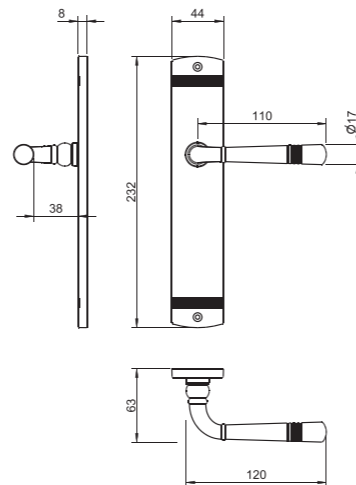
2 4260 WC 995



(03) cromado brilhante  
bright chrome

Puxador par  
Mola recuperadora  
Ferro quadrado de 8x100mm  
Sob consulta: com entrada, cilindro europeu nas dimensões pretendidas

Lever set  
Recovery spring  
8x100mm square spindle  
On request: with entry, european cylinder in the requested dimensions



# 4009 WOV

(01) latão polido brilhante  
polished brass

Fecho de janela  
Aciona um mecanismo interior  
Ferro quadrado 7 mm

Window handle  
Actuate an inside mechanism  
7 mm square spindle



# 4009 5S

0 4009 5S

1 4046 5S

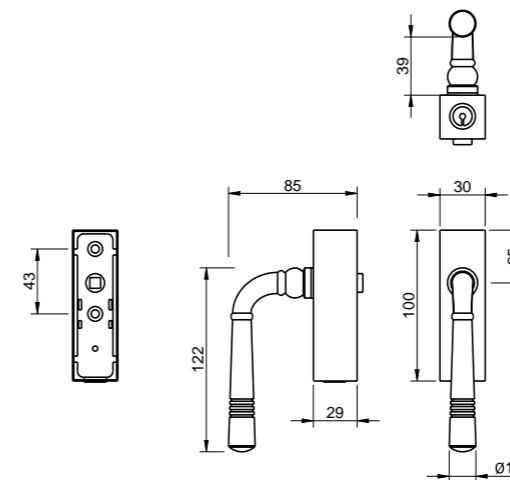
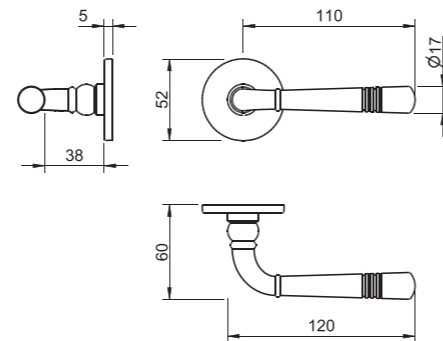
2 4041 5S



(01) latão polido brilhante  
polished brass

Puxador par  
Adaptador com sistema "click"  
Mola recuperadora  
Ferro quadrado de 8x90mm  
Fixação da muleta com perno M6 oculto

Lever set  
Mechanism with "click" system  
Recovery spring  
8x90mm square spindle  
Handle fixed by a M6 grub screw



# 3992/4009

(01) latão polido brilhante  
polished brass

Fecho janela de segurança  
Bloqueados por chave  
Ref. 3992/4009 - muleta ref. 4009

Security window handle  
Locked by key  
Ref. 3992/4009 - handle ref. 4009



(01) latão polido brilhante  
polished brass



(03) cromado brilhante  
bright chrome



(96) cromado satinado  
satin chrome



(153) preto pérola  
black pearl



(158) latão puro  
purist brass



(185) latão natural  
natural brass



(01) latão polido brilhante  
polished brass



(03) cromado brilhante  
bright chrome



(96) cromado satinado  
satin chrome



(153) preto pérola  
black pearl



(158) latão puro  
purist brass

// LATÃO · BRASS

# UPPER

Design vertical com forte presença visual. Ideal para quem procura imponência e estilo distintivo.

*Vertical design with strong visual presence. Ideal for those seeking boldness and distinctive style.*



400/1



(01) latão polido brilhante  
polished brass

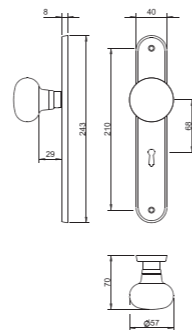
Puxador par  
Mola recuperadora  
Ferro quadrado de 8x100mm  
Fixo por parafuso macho/fêmea  
Sob consulta: com entrada, cilindro europeu nas dimensões pretendidas

BB

Lever set  
Recovery spring  
8x100mm square spindle  
Fixed through a screw/nut.  
On request: with entry, european cylinder in the requested dimensions

PZ

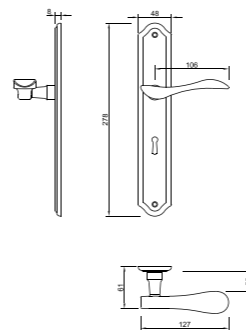
955



BB

PZ

955



Puxador par  
Mola recuperadora  
Ferro quadrado de 8x100mm  
Fixo por parafuso macho/fêmea  
Sob consulta: com entrada, cilindro europeu nas dimensões pretendidas

Lever set  
Recovery spring  
8x100mm square spindle  
Fixed through a screw/nut.  
On request: with entry, european cylinder in the requested dimensions

702



(01) latão polido brilhante  
polished brass

497



(07) bronzeado brilhante  
bright antique brass

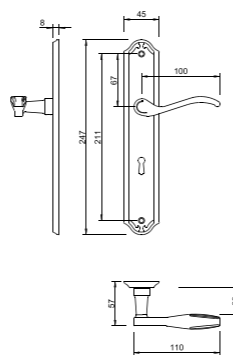
Puxador par  
Mola recuperadora  
Ferro quadrado de 8x100mm  
Fixo por parafuso macho/fêmea  
Sob consulta: com entrada, cilindro europeu nas dimensões pretendidas

BB

Lever set  
Recovery spring  
8x100mm square spindle  
Fixed through a screw/nut.  
On request: with entry, european cylinder in the requested dimensions

PZ

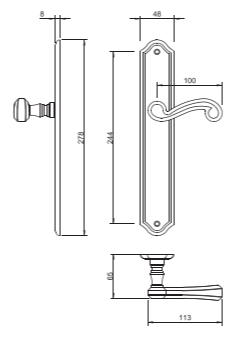
955



BB

PZ

955



Puxador par  
Mola recuperadora  
Ferro quadrado de 8x100mm  
Fixo por parafuso macho/fêmea  
Sob consulta: com entrada, cilindro europeu nas dimensões pretendidas

Lever set  
Recovery spring  
8x100mm square spindle  
Fixed through a screw/nut.  
On request: with entry, european cylinder in the requested dimensions

704



(185) latão natural  
natural brass

581



(36) níquelado satinado  
satin nickel

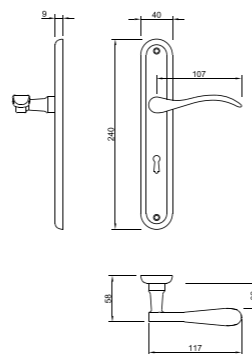
Puxador par  
Mola recuperadora  
Ferro quadrado de 8x100mm  
Fixo por parafuso macho/fêmea  
Sob consulta: com entrada, cilindro europeu nas dimensões pretendidas

BB

Lever set  
Recovery spring  
8x100mm square spindle  
Fixed through a screw/nut.  
On request: with entry, european cylinder in the requested dimensions

PZ

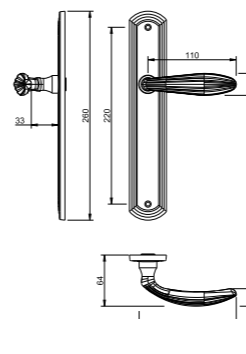
955



BB

PZ

955




Puxador par  
Mola recuperadora  
Ferro quadrado de 8x100mm  
Fixo por parafuso macho/fêmea  
Sob consulta: com entrada, cilindro europeu nas dimensões pretendidas

Lever set  
Recovery spring  
8x100mm square spindle  
Fixed through a screw/nut.  
On request: with entry, european cylinder in the requested dimensions

1911



(185) latão natural  
natural brass



(01) latão polido brilhante  
polished brass

(07) bronzeado brilhante  
bright antique brass

(36) níquelado satinado  
satin nickel



(01) latão polido brilhante  
polished brass

(03) cromado brilhante  
bright chrome

(36) níquelado satinado  
satin nickel

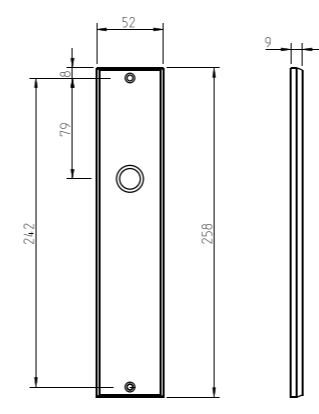

(46) latão rústico  
rustic brass

(47) níquel rústico  
rustic nickel

(77) bronzeado mate  
mate antique brass

(142) níquelado pérola  
nickel pearl

(185) latão natural  
natural brass












3980

Placa compatível com puxador.  
Plate compatible with handle.



(158) latão puro  
purist brass

-   
 (01)  
 latão polido brilhante  
 polished brass
-   
 (03)  
 cromado brilhante  
 bright chrome
-   
 (96)  
 cromado satinado  
 satin chrome
-   
 (141)  
 titan  
 titan
-   
 (142)  
 níquelado pérola  
 nickel pearl
-   
 (152)  
 branco pérola  
 white pearl
-   
 (153)  
 preto pérola  
 black pearl
-   
 (158)  
 latão puro  
 purist brass
-   
 (193)  
 preto pó  
 black powder



REF. 3980 - (158)

// LATÃO · BRASS

# ROUND

Formas arredondadas e harmoniosas para espaços que privilegiam suavidade e fluidez visual.

*Rounded and harmonious shapes for spaces that favour softness and visual flow.*



233 5S



(03) cromado brilhante  
bright chrome

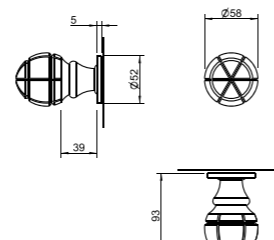
0 4045 5S

1 4046 5S

2 4041 5S

Puxador par corta fogo  
Mola recuperadora  
Ferro quadrado de 8x100mm  
Fixo por parafuso macho/fêmea  
Sob consulta: com entrada, cilindro europeu nas dimensões pretendidas

Lever set anti fire  
Recovery spring  
8x100mm square spindle  
Fixed through a screw/nut.  
On request: with entry, european cylinder in the requested dimensions



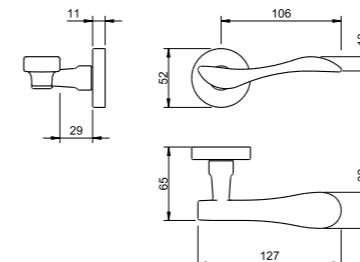
0 1965

1 1966

2 806

Puxador par  
Adaptador com sistema "click"  
Mola recuperadora  
Ferro quadrado de 8x100mm  
Fixação da muleta com perno M6 oculto

Lever set  
Mechanism with "click" system  
Recovery spring  
8x100mm square spindle  
Handle fixed by a M6 grub screw



940



(01) latão polido brilhante  
polished brass

401/1



(01) latão polido brilhante  
polished brass

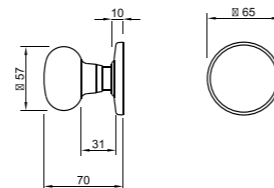
0 592

1 593

2 806

Puxador par  
Punhos em porcelana  
Ferro quadrado de 8x100mm

Lever set  
Porcelain knobs  
8x100mm square spindle



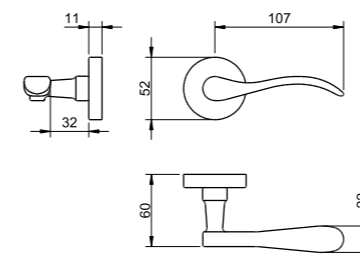
0 1965

1 1966

2 806

Puxador par  
Adaptador com sistema "click"  
Mola recuperadora  
Ferro quadrado de 8x100mm  
Fixação da muleta com perno M6 oculto

Lever set  
Mechanism with "click" system  
Recovery spring  
8x100mm square spindle  
Handle fixed by a M6 grub screw



942



(01) latão polido brilhante  
polished brass

589



(07) bronzeado brilhante  
bright antique brass

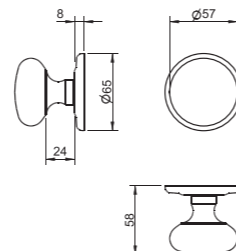
0 592

1 593

2 806

Puxador par  
Ferro quadrado de 8x100mm  
Fixo por parafusos macho/fêmea

Lever set  
8x100mm square spindle  
Fixed by male/female screws



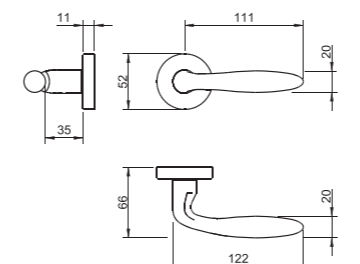
0 1965

1 1966

2 806

Puxador par  
Adaptador com sistema "click"  
Mola recuperadora  
Ferro quadrado de 8x100mm  
Fixação da muleta com perno M6 oculto

Lever set  
Mechanism with "click" system  
Recovery spring  
8x100mm square spindle  
Handle fixed by a M6 grub screw



1908



(77) bronzeado mate  
mate antique brass

disponível/ available  
233 5S



(01) latão polido brilhante  
polished brass

disponível/ available  
233 5S



(03) cromado brilhante  
bright chrome



(07) bronzeado brilhante  
bright antique brass

disponível/ available  
401/1



(36) niquelado satinado  
satin nickel

disponível/ available  
233 5S/589



(153) preto pérola  
black pearl

disponível/ available  
940/1908



(01) latão polido brilhante  
polished brass

disponível/ available  
942



(07) bronzeado brilhante  
bright antique brass

disponível/ available  
940/1908

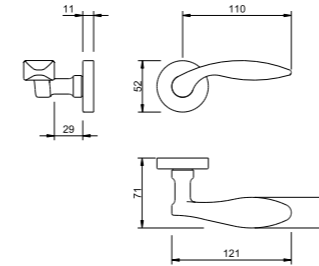


(77) bronzeado mate  
mate antique brass



1965

Puxador par  
Adaptador com sistema "click"  
Mola recuperadora  
Ferro quadrado de 8x100mm  
Fixação da muleta com perno M6 oculto



1966

Lever set  
Mechanism with "click" system  
Recovery spring  
8x100mm square spindle  
Handle fixed by a M6 grub screw

806

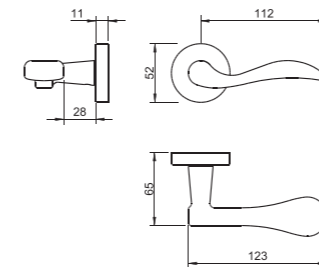
1938



(01) latão polido brilhante  
polished brass

1965

Puxador par  
Adaptador com sistema "click"  
Mola recuperadora  
Ferro quadrado de 8x100mm  
Fixação da muleta com perno M6 oculto



1966

Lever set  
Mechanism with "click" system  
Recovery spring  
8x100mm square spindle  
Handle fixed by a M6 grub screw

806

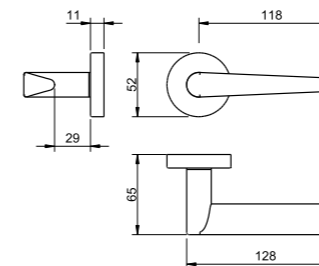
1948



(03) cromado brilhante  
bright chrome

1965

Puxador par  
Adaptador com sistema "click"  
Mola recuperadora  
Ferro quadrado de 8x100mm  
Fixação da muleta com perno M6 oculto



1966


Lever set  
Mechanism with "click" system  
Recovery spring  
8x100mm square spindle  
Handle fixed by a M6 grub screw

806

1967



(03) cromado brilhante  
bright chrome





// LATÃO · BRASS

# ROLL & LOCK

O Roll & Lock é um sistema de montagem criado pela TUPAI para simplificar drasticamente o processo de instalação dos puxadores. Desenvolvido para profissionais que valorizam rapidez, precisão e durabilidade, permite uma aplicação intuitiva, firme e consistente, adequada aos ambientes mais exigentes. Com o seu conceito inteligente de deslizar, rodar e bloquear, o puxador fixa automaticamente, sem ferramentas complexas e sem risco de desaperto com o uso. O resultado é uma solução eficiente, profissional e perfeitamente integrada nos principais modelos e acabamentos TUPAI.

*Roll & Lock is a mounting system created by TUPAI to drastically simplify the handle installation process. Developed for professionals who value speed, precision and durability, it enables an intuitive, secure and consistent application, suitable for the most demanding environments. With its intelligent slide-turn-lock concept, the handle automatically secures itself without complex tools and with no risk of loosening over time. The result is an efficient, professional solution that fits seamlessly into TUPAI's main models and finishes.*



# 1967 RL

4045 5S



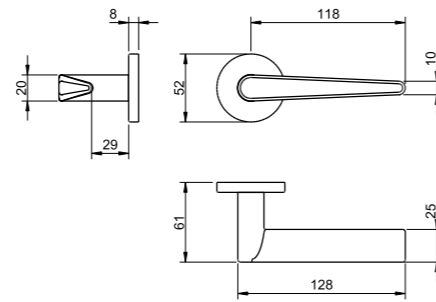
(03) cromado brilhante  
bright chrome

Puxador par  
Adaptador com sistema "click"  
Mola recuperadora  
Ferro quadrado de 8x90mm  
Fixação da muleta com perno M6 oculto

Lever set  
Mechanism with "click" system  
Recovery spring  
8x90mm square spindle  
Handle fixed by a M6 grub screw

4046 5S

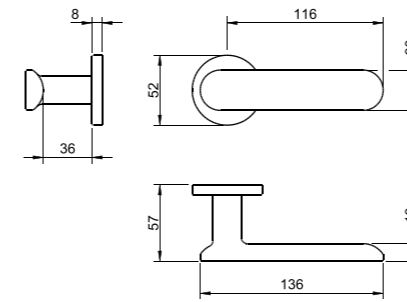
4041 5S




4045 5S

4046 5S

4041 5S



# 4006 RL



(142) niquelado pérola  
nickel pearl

Puxador par  
Adaptador com sistema "click"  
Mola recuperadora  
Ferro quadrado de 8x90mm  
Fixação da muleta com perno M6 oculto

Lever set  
Mechanism with "click" system  
Recovery spring  
8x90mm square spindle  
Handle fixed by a M6 grub screw

# 4002 RL

4045 5S



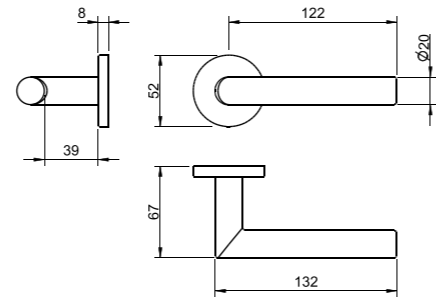
(193) preto pó  
black powder

Puxador par  
Adaptador com sistema "click"  
Mola recuperadora  
Ferro quadrado de 8x90mm  
Fixação da muleta com perno M6 oculto

Lever set  
Mechanism with "click" system  
Recovery spring  
8x90mm square spindle  
Handle fixed by a M6 grub screw

4046 5S

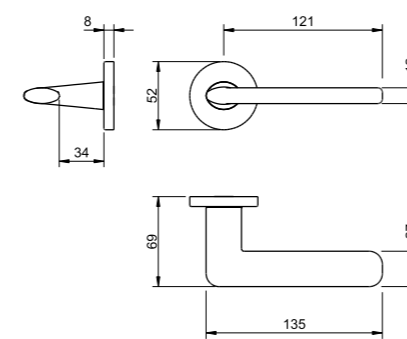
4041 5S



4045 5S

4046 5S

4041 5S




# 4165 RL



(01) latão polido brilhante  
polished brass

Puxador par  
Adaptador com sistema "click"  
Mola recuperadora  
Ferro quadrado de 8x90mm  
Fixação da muleta com perno M6 oculto

Lever set  
Mechanism with "click" system  
Recovery spring  
8x90mm square spindle  
Handle fixed by a M6 grub screw



// LATÃO · BRASS // ZAMAK

# 5S LINE

Concebida para responder a exigências estéticas contemporâneas, a linha 5S apresenta uma roseta com apenas 5 mm de espessura. Esta solução minimalista e discreta reforça a leveza visual do conjunto, tornando-se ideal para ambientes modernos que valorizam a simplicidade e o detalhe sutil.

*Developed to meet contemporary aesthetic demands, the 5S line features a rosette with just 5 mm thickness. This minimalist and discreet solution enhances the visual lightness of the set, making it ideal for modern spaces that value simplicity and subtle detail.*



# 1967 5SQ

0 4048 5SQ

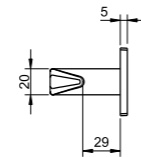


(03) cromado brilhante  
bright chrome

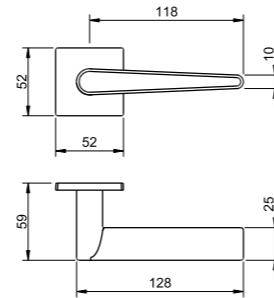
Puxador par  
Adaptador com sistema "click"  
Mola recuperadora  
Ferro quadrado de 8x90mm  
Fixação da muleta com perno M6 oculto

Lever set  
Mechanism with "click" system  
Recovery spring  
8x90mm square spindle  
Handle fixed by a M6 grub screw

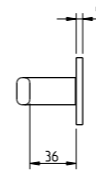
4049 5SQ



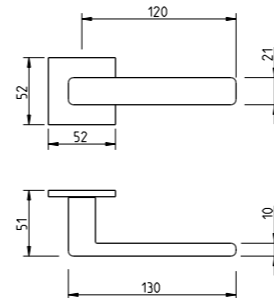
4040 5SQ



0 4048 5SQ



4049 5SQ



4040 5SQ

# 3095 5SQ



(160) PVD cobreado mate  
PVD matte copper

Puxador par  
Adaptador com sistema "click"  
Mola recuperadora  
Ferro quadrado de 8x90mm  
Fixação da muleta com perno M6 oculto

Lever set  
Mechanism with "click" system  
Recovery spring  
8x90mm square spindle  
Handle fixed by a M6 grub screw

# 1967 5S

0 4045 5S

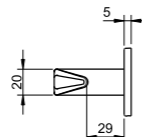


(03) cromado brilhante  
bright chrome

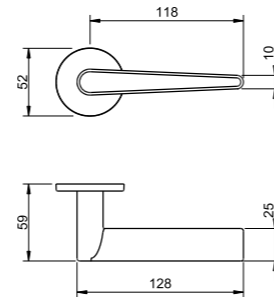
Puxador par  
Adaptador com sistema "click"  
Mola recuperadora  
Ferro quadrado de 8x90mm  
Fixação da muleta com perno M6 oculto

Lever set  
Mechanism with "click" system  
Recovery spring  
8x90mm square spindle  
Handle fixed by a M6 grub screw

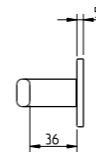
4046 5S



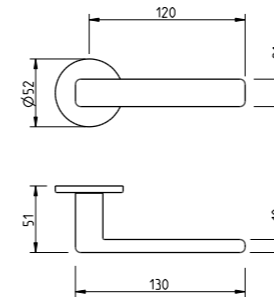
4041 5S



0 4045 5S



4046 5S



4041 5S

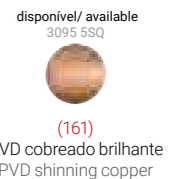
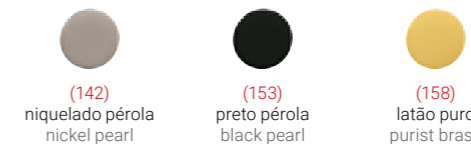
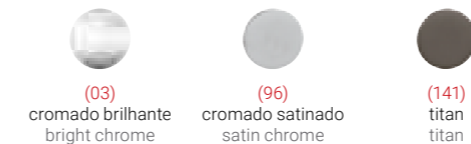
# 3095 5S



(96) cromado satinado  
satin chrome

Puxador par  
Adaptador com sistema "click"  
Mola recuperadora  
Ferro quadrado de 8x90mm  
Fixação da muleta com perno M6 oculto

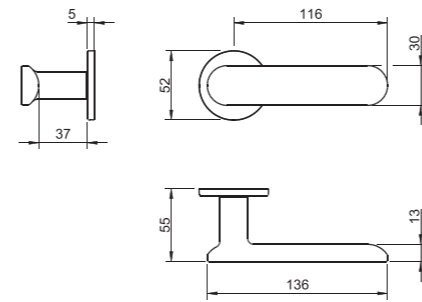
Lever set  
Mechanism with "click" system  
Recovery spring  
8x90mm square spindle  
Handle fixed by a M6 grub screw





4048 5SQ

4049 5SQ



4040 5SQ

4006 5SQ



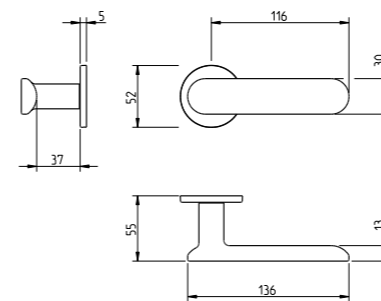
(01) latão polido brilhante  
polished brass

Puxador par  
Adaptador com sistema "click"  
Mola recuperadora  
Ferro quadrado de 8x90mm  
Fixação da muleta com perno M6 oculto

Lever set  
Mechanism with "click" system  
Recovery spring  
8x90mm square spindle  
Handle fixed by a M6 grub screw

4045 5S

4046 5S



4041 5S

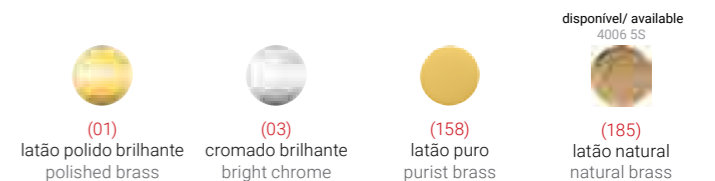
4006 5S



(01) latão polido brilhante  
polished brass

Puxador par  
Adaptador com sistema "click"  
Mola recuperadora  
Ferro quadrado de 8x90mm  
Fixação da muleta com perno M6 oculto

Lever set  
Mechanism with "click" system  
Recovery spring  
8x90mm square spindle  
Handle fixed by a M6 grub screw



disponível/ available  
4006 5S

(01) latão polido brilhante  
polished brass

(03) cromado brilhante  
bright chrome

(158) latão puro  
purist brass

(185) latão natural  
natural brass

# 4071 5SQ

0 4048 5SQ

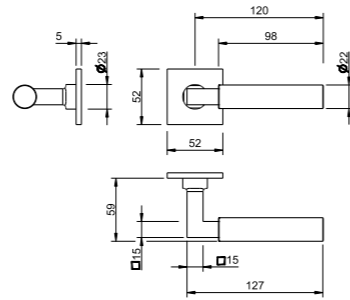


(142) níquelado pérola  
nickel pearl

Puxador par  
Adaptador com sistema "click"  
Mola recuperadora  
Ferro quadrado de 8x90mm  
Fixação da muleta com perno M6 oculto

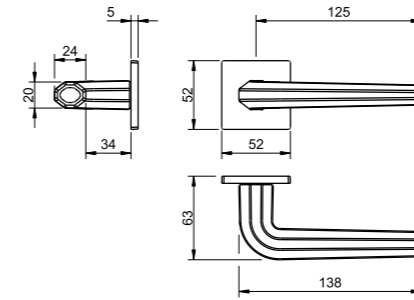
Lever set  
Mechanism with "click" system  
Recovery spring  
8x90mm square spindle  
Handle fixed by a M6 grub screw

1 4049 5SQ



2 4040 5SQ

0 4048 5SQ



1 4049 5SQ

2 4040 5SQ

# 4160 5SQ



(96) cromado satinado  
satin chrome

Puxador par  
Adaptador com sistema "click"  
Mola recuperadora  
Ferro quadrado de 8x90mm  
Fixação da muleta com perno M6 oculto

Lever set  
Mechanism with "click" system  
Recovery spring  
8x90mm square spindle  
Handle fixed by a M6 grub screw

# 4071 5S

0 4045 5S

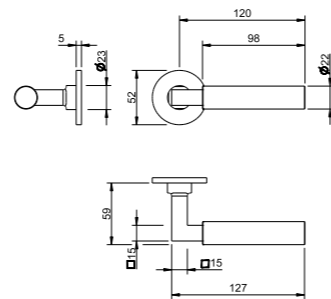


(142) níquelado pérola  
nickel pearl

Puxador par  
Adaptador com sistema "click"  
Mola recuperadora  
Ferro quadrado de 8x90mm  
Fixação da muleta com perno M6 oculto

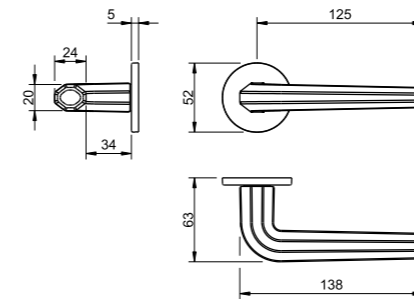
Lever set  
Mechanism with "click" system  
Recovery spring  
8x90mm square spindle  
Handle fixed by a M6 grub screw

1 4046 5S



2 4041 5S

0 4045 5S



1 4046 5S

2 4041 5S

# 4160 5S



(96) cromado satinado  
satin chrome

Puxador par  
Adaptador com sistema "click"  
Mola recuperadora  
Ferro quadrado de 8x90mm  
Fixação da muleta com perno M6 oculto

Lever set  
Mechanism with "click" system  
Recovery spring  
8x90mm square spindle  
Handle fixed by a M6 grub screw



(01) latão polido brilhante  
polished brass



(03) cromado brilhante  
bright chrome



(96) cromado satinado  
satin chrome



(141) titan  
titan



(142) níquelado pérola  
nickel pearl



(153) preto pérola  
black pearl



(158) latão puro  
purist brass



(01) latão polido brilhante  
polished brass



(03) cromado brilhante  
bright chrome



(96) cromado satinado  
satin chrome



(141) titan  
titan



(142) níquelado pérola  
nickel pearl



(153) preto pérola  
black pearl



(158) latão puro  
purist brass

# 4162 5SQ

0 4048 5SQ

🔑 4049 5SQ

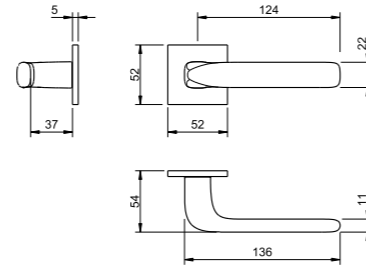
🔑 4040 5SQ



(96) cromado satinado  
satin chrome

Puxador par  
Adaptador com sistema "click"  
Mola recuperadora  
Ferro quadrado de 8x90mm  
Fixação da muleta com perno M6 oculto

Lever set  
Mechanism with "click" system  
Recovery spring  
8x90mm square spindle  
Handle fixed by a M6 grub screw



# 4163 5SQ

0 4048 5SQ

🔑 4049 5SQ

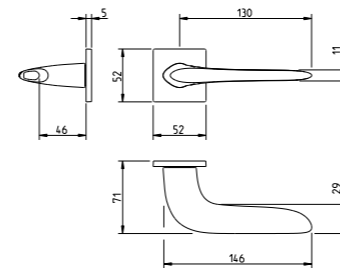
🔑 4040 5SQ



(03) cromado brilhante  
bright chrome

Puxador par  
Adaptador com sistema "click"  
Mola recuperadora  
Ferro quadrado de 8x90mm  
Fixação da muleta com perno M6 oculto

Lever set  
Mechanism with "click" system  
Recovery spring  
8x90mm square spindle  
Handle fixed by a M6 grub screw



# 4163 5S

0 4045 5S

🔑 4046 5S

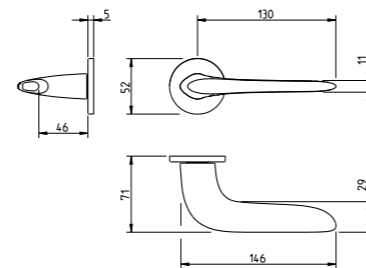
🔑 4041 5S



(03) cromado brilhante  
bright chrome

Puxador par  
Adaptador com sistema "click"  
Mola recuperadora  
Ferro quadrado de 8x90mm  
Fixação da muleta com perno M6 oculto

Lever set  
Mechanism with "click" system  
Recovery spring  
8x90mm square spindle  
Handle fixed by a M6 grub screw



(01) latão polido brilhante  
polished brass



(03) cromado brilhante  
bright chrome



(96) cromado satinado  
satin chrome



(141) titan  
titan



(142) níquelado pérola  
nickel pearl



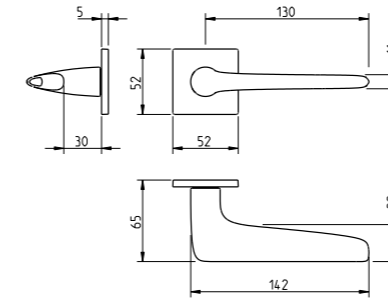
(153) preto pérola  
black pearl



(158) latão puro  
purist brass

0 4048 5SQ

🔑 4049 5SQ



🔑 4040 5SQ

# 4164 5SQ



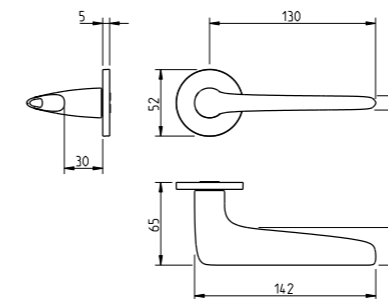
(142) níquelado pérola  
nickel pearl

Puxador par  
Adaptador com sistema "click"  
Mola recuperadora  
Ferro quadrado de 8x90mm  
Fixação da muleta com perno M6 oculto

Lever set  
Mechanism with "click" system  
Recovery spring  
8x90mm square spindle  
Handle fixed by a M6 grub screw

0 4045 5S

🔑 4046 5S



🔑 4041 5S

# 4164 5S



(142) níquelado pérola  
nickel pearl

Puxador par  
Adaptador com sistema "click"  
Mola recuperadora  
Ferro quadrado de 8x90mm  
Fixação da muleta com perno M6 oculto

Lever set  
Mechanism with "click" system  
Recovery spring  
8x90mm square spindle  
Handle fixed by a M6 grub screw



(01) latão polido brilhante  
polished brass



(03) cromado brilhante  
bright chrome



(96) cromado satinado  
satin chrome



(141) titan  
titan



(142) níquelado pérola  
nickel pearl



(153) preto pérola  
black pearl



(158) latão puro  
purist brass

# 4166 5SQ

0 4048 5SQ

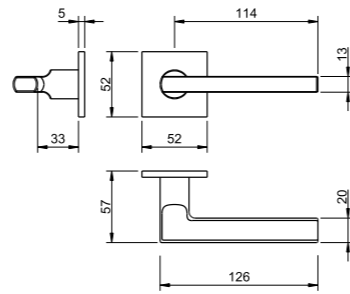


(141) titan  
titan

Puxador par  
Adaptador com sistema "click"  
Mola recuperadora  
Ferro quadrado de 8x90mm  
Fixação da muleta com perno M6 oculto

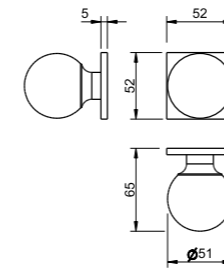
Lever set  
Mechanism with "click" system  
Recovery spring  
8x90mm square spindle  
Handle fixed by a M6 grub screw

4049 5SQ



4040 5SQ

0 4048 5SQ



4049 5SQ

4040 5SQ

# 4166 5S

0 4045 5S

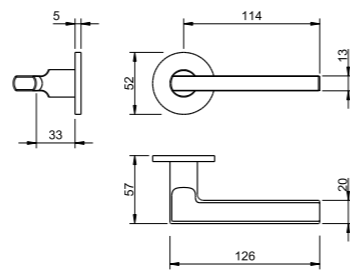


(141) titan  
titan

Puxador par  
Adaptador com sistema "click"  
Mola recuperadora  
Ferro quadrado de 8x90mm  
Fixação da muleta com perno M6 oculto

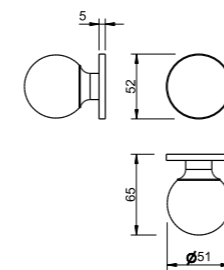
Lever set  
Mechanism with "click" system  
Recovery spring  
8x90mm square spindle  
Handle fixed by a M6 grub screw

4046 5S



4041 5S

0 4045 5S



4046 5S

4041 5S

# 683 5SQ

Fixo - Fixed Knob  
Rotativo - Rotating



(03) cromado brilhante  
bright chrome

Puxador par  
Adaptador com sistema "click"  
Mola recuperadora  
Ferro quadrado de 8x100mm  
Fixação da muleta com perno M6 oculto

Lever set  
Mechanism with "click" system  
Recovery spring  
8x100mm square spindle  
Handle fixed by a M6 grub screw

# 683 5S

Fixo - Fixed Knob  
Rotativo - Rotating



(03) cromado brilhante  
bright chrome

Puxador par  
Adaptador com sistema "click"  
Mola recuperadora  
Ferro quadrado de 8x100mm  
Fixação da muleta com perno M6 oculto

Lever set  
Mechanism with "click" system  
Recovery spring  
8x100mm square spindle  
Handle fixed by a M6 grub screw



(01) latão polido brilhante  
polished brass



(03) cromado brilhante  
bright chrome



(96) cromado satinado  
satin chrome



(141) titan  
titan



(142) niquelado pérola  
nickel pearl



(153) preto pérola  
black pearl



(158) latão puro  
purist brass



(01) latão polido brilhante  
polished brass



(03) cromado brilhante  
bright chrome



(96) cromado satinado  
satin chrome



(141) titan  
titan



(142) niquelado pérola  
nickel pearl



(152) branco pérola  
white pearl



(153) preto pérola  
black pearl



(158) latão puro  
purist brass





REF. 2275 5SQ - (153)

//ZAMAK

# 293 5S

4045 5S

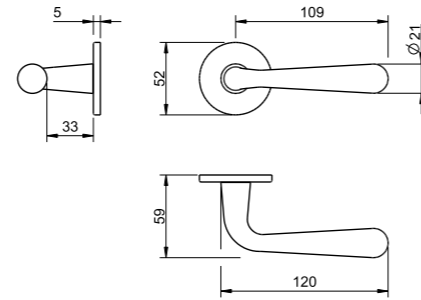


(153) preto pérola  
black pearl

Puxador par  
Adaptador com sistema "click"  
Mola recuperadora  
Ferro quadrado de 8x100mm  
Fixação da muleta com perno M6 oculto

Lever set  
Mechanism with "click" system  
Recovery spring  
8x100mm square spindle  
Handle fixed by a M6 grub screw

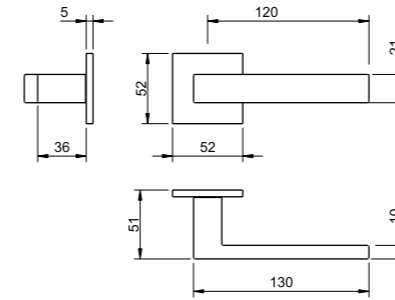
4046 5S



4041 5S

4048 5SQ

4049 5SQ



4040 5SQ

# 2275 5SQ



(153) preto pérola  
black pearl

Puxador par  
Adaptador com sistema "click"  
Mola recuperadora  
Ferro quadrado de 8x90mm  
Fixação da muleta com perno M6 oculto

Lever set  
Mechanism with "click" system  
Recovery spring  
8x90mm square spindle  
Handle fixed by a M6 grub screw

# 2730 5SQ

4048 5SQ

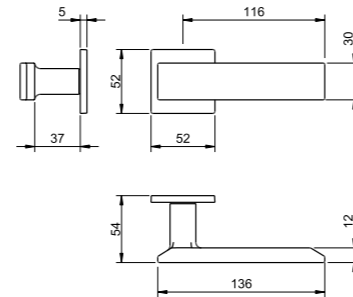


(141) titan  
titan

Puxador par  
Adaptador com sistema "click"  
Mola recuperadora  
Ferro quadrado de 8x90mm  
Fixação da muleta com perno M6 oculto

Lever set  
Mechanism with "click" system  
Recovery spring  
8x90mm square spindle  
Handle fixed by a M6 grub screw

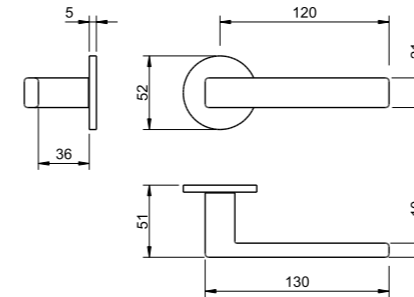
4049 5SQ



4040 5SQ

4045 5S

4046 5S



4041 5S

# 2275 5S




(152) branco pérola  
white pearl


Puxador par  
Adaptador com sistema "click"  
Mola recuperadora  
Ferro quadrado de 8x90mm  
Fixação da muleta com perno M6 oculto

Lever set  
Mechanism with "click" system  
Recovery spring  
8x90mm square spindle  
Handle fixed by a M6 grub screw

disponível/ available  
293 5S



disponível/ available  
2275 5SQ



disponível/ available  
2275 5SQ



# 2732 5SQ

0 4048 5SQ

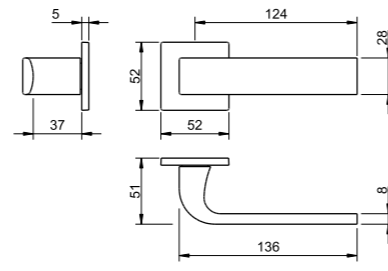


(152) branco pérola  
white pearl

Puxador par  
Adaptador com sistema "click"  
Mola recuperadora  
Ferro quadrado de 8x90mm  
Fixação da muleta com perno M6 oculto

Lever set  
Mechanism with "click" system  
Recovery spring  
8x90mm square spindle  
Handle fixed by a M6 grub screw

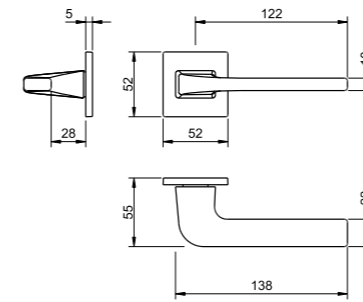
4049 5SQ



4040 5SQ

0 4048 5SQ

4049 5SQ



4040 5SQ

# 3097 5SQ



(141) titan  
titan

Puxador par  
Adaptador com sistema "click"  
Mola recuperadora  
Ferro quadrado de 8x90mm  
Fixação da muleta com perno M6 oculto

Lever set  
Mechanism with "click" system  
Recovery spring  
8x90mm square spindle  
Handle fixed by a M6 grub screw

# 2732 5S

0 4045 5S

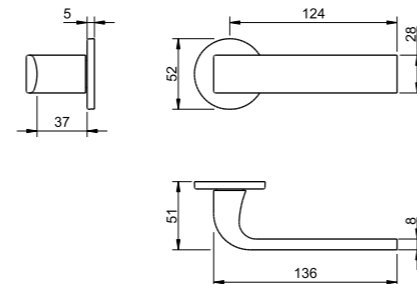


(152) branco pérola  
white pearl

Puxador par  
Adaptador com sistema "click"  
Mola recuperadora  
Ferro quadrado de 8x90mm  
Fixação da muleta com perno M6 oculto

Lever set  
Mechanism with "click" system  
Recovery spring  
8x90mm square spindle  
Handle fixed by a M6 grub screw

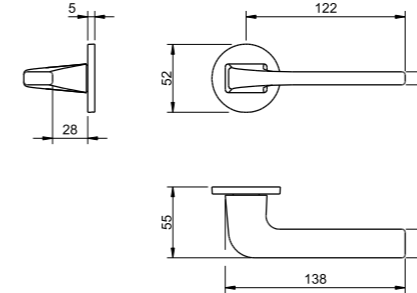
4046 5S



4041 5S

0 4045 5S

4046 5S



4041 5S

# 3097 5S




(141) titan  
titan

Puxador par  
Adaptador com sistema "click"  
Mola recuperadora  
Ferro quadrado de 8x90mm  
Fixação da muleta com perno M6 oculto

Lever set  
Mechanism with "click" system  
Recovery spring  
8x90mm square spindle  
Handle fixed by a M6 grub screw



disponível/ available  
2732 5S  
(208) dourado mate  
golden matt



disponível/ available  
3097 5SQ  
(193) preto pó  
black powder

disponível/ available  
3097 5SQ  
(208) dourado mate  
golden matt

# 3098 5SQ

0 4048 5SQ

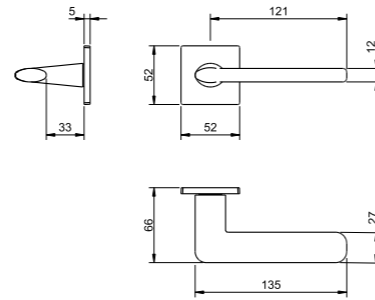


(142) níquelado pérola  
nickel pearl

Puxador par  
Adaptador com sistema "click"  
Mola recuperadora  
Ferro quadrado de 8x90mm  
Fixação da muleta com perno M6 oculto

Lever set  
Mechanism with "click" system  
Recovery spring  
8x90mm square spindle  
Handle fixed by a M6 grub screw

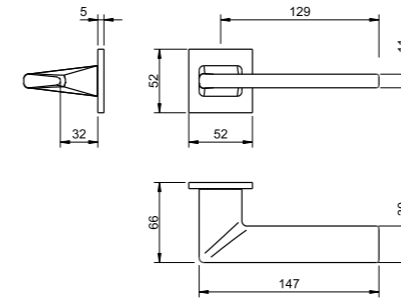
1 4049 5SQ



2 4040 5SQ

0 4048 5SQ

1 4049 5SQ



2 4040 5SQ

# 4140 5SQ



(141) titan  
titan

Puxador par  
Adaptador com sistema "click"  
Mola recuperadora  
Ferro quadrado de 8x90mm  
Fixação da muleta com perno M6 oculto

Lever set  
Mechanism with "click" system  
Recovery spring  
8x90mm square spindle  
Handle fixed by a M6 grub screw

# 3098 5S

0 4045 5S

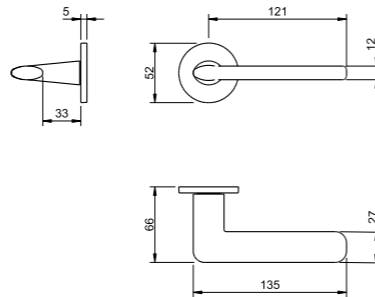


(142) níquelado pérola  
nickel pearl

Puxador par  
Adaptador com sistema "click"  
Mola recuperadora  
Ferro quadrado de 8x90mm  
Fixação da muleta com perno M6 oculto

Lever set  
Mechanism with "click" system  
Recovery spring  
8x90mm square spindle  
Handle fixed by a M6 grub screw

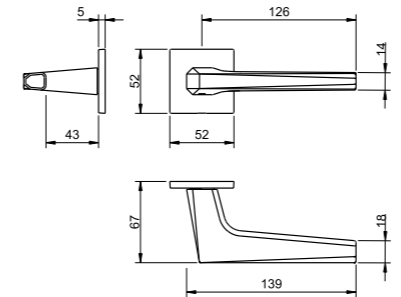
1 4046 5S



2 4041 5S

0 4048 5SQ

1 4049 5SQ



2 4040 5SQ

# 4151 5SQ



(141) titan  
titan

Puxador par  
Adaptador com sistema "click"  
Mola recuperadora  
Ferro quadrado de 8x90mm  
Fixação da muleta com perno M6 oculto

Lever set  
Mechanism with "click" system  
Recovery spring  
8x90mm square spindle  
Handle fixed by a M6 grub screw



(03) cromado brilhante  
bright chrome



(96) cromado satinado  
satin chrome



(141) titan  
titan



(142) níquelado pérola  
nickel pearl



(152) branco pérola  
white pearl



(153) preto pérola  
black pearl

disponível/ available  
3098 5S



(155) PVD preto cromado velvet  
PVD Black chrome velvet



(186) corten  
corten

disponível/ available  
3098 5S



(193) preto pó  
black powder



(208) dourado mate  
golden matt



(96) cromado satinado  
satin chrome



(141) titan  
titan



(142) níquelado pérola  
nickel pearl



(152) branco pérola  
white pearl



(153) preto pérola  
black pearl

disponível/ available  
4151 5SQ



(186) corten  
corten

# 4152 5SQ

4048 5SQ



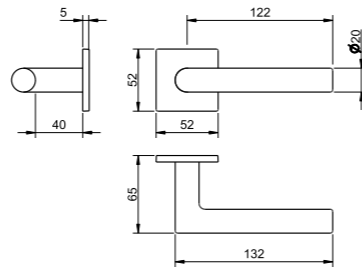
(142) níquelado pérola  
nickel pearl

Puxador par  
Adaptador com sistema "click"  
Mola recuperadora  
Ferro quadrado de 8x90mm  
Fixação da muleta com perno M6 oculto

Lever set  
Mechanism with "click" system  
Recovery spring  
8x90mm square spindle  
Handle fixed by a M6 grub screw

4049 5SQ

4040 5SQ



# 4152 5S

4045 5S



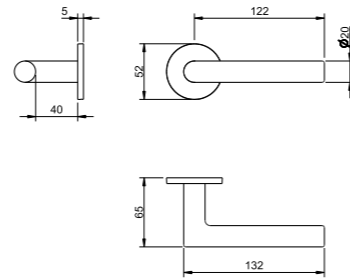
(141) titan

Puxador par  
Adaptador com sistema "click"  
Mola recuperadora  
Ferro quadrado de 8x90mm  
Fixação da muleta com perno M6 oculto

Lever set  
Mechanism with "click" system  
Recovery spring  
8x90mm square spindle  
Handle fixed by a M6 grub screw

4046 5S

4041 5S



- (96) cromado satinado  
satin chrome
- (141) titan
- (142) níquelado pérola  
nickel pearl
- (152) branco pérola  
white pearl
- (153) preto pérola  
black pearl

disponível/ available  
4152 5S  
  
(208) dourado mate  
golden matt

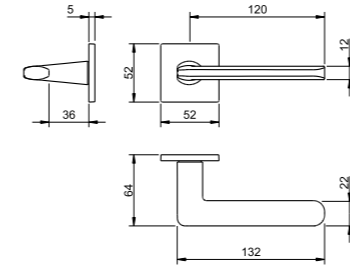
4048 5SQ

4049 5SQ

4040 5SQ

Puxador par  
Adaptador com sistema "click"  
Mola recuperadora  
Ferro quadrado de 8x100mm  
Fixação da muleta com perno M6 oculto

Lever set  
Mechanism with "click" system  
Recovery spring  
8x100mm square spindle  
Handle fixed by a M6 grub screw



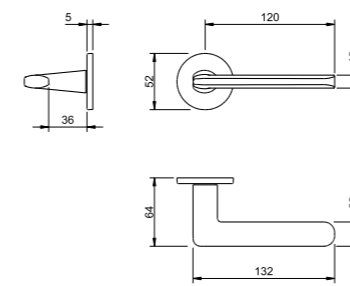
4045 5S

4046 5S

4041 5S

Puxador par  
Adaptador com sistema "click"  
Mola recuperadora  
Ferro quadrado de 8x100mm  
Fixação da muleta com perno M6 oculto

Lever set  
Mechanism with "click" system  
Recovery spring  
8x100mm square spindle  
Handle fixed by a M6 grub screw



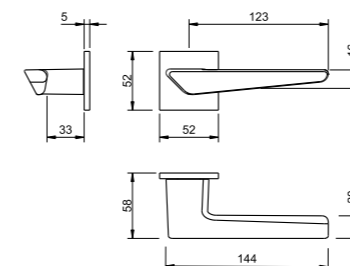
4048 5SQ

4049 5SQ

4040 5SQ

Puxador par  
Adaptador com sistema "click"  
Mola recuperadora  
Ferro quadrado de 8x100mm  
Fixação da muleta com perno M6 oculto

Lever set  
Mechanism with "click" system  
Recovery spring  
8x100mm square spindle  
Handle fixed by a M6 grub screw



- (96) cromado satinado  
satin chrome
- (141) titan
- (142) níquelado pérola  
nickel pearl
- (152) branco pérola  
white pearl
- (153) preto pérola  
black pearl

disponível/ available  
4154 5SQ  
  
(208) dourado mate  
golden matt

# 4153 5SQ



(96) cromado satinado  
satin chrome

# 4153 5S



(96) cromado satinado  
satin chrome

# 4154 5SQ



(96) cromado satinado  
satin chrome

# 4158 5SQ

0 4048 5SQ



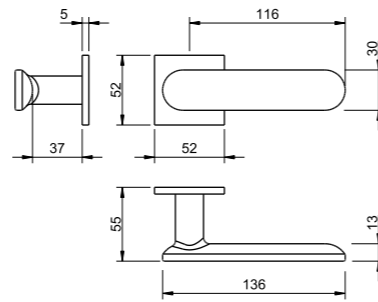
(153) preto pérola  
black pearl

Puxador par  
Adaptador com sistema "click"  
Mola recuperadora  
Ferro quadrado de 8x90mm  
Fixação da muleta com perno M6 oculto

Lever set  
Mechanism with "click" system  
Recovery spring  
8x90mm square spindle  
Handle fixed by a M6 grub screw

🔑 4049 5SQ

📏 4040 5SQ



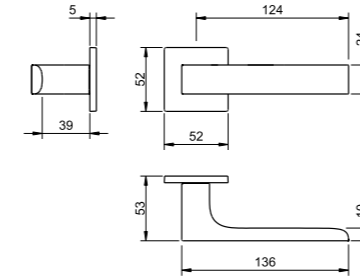
0 4048 5SQ

🔑 4049 5SQ


📏 4040 5SQ

Puxador par  
Adaptador com sistema "click"  
Mola recuperadora  
Ferro quadrado de 8x100mm  
Fixação da muleta com perno M6 oculto

Lever set  
Mechanism with "click" system  
Recovery spring  
8x100mm square spindle  
Handle fixed by a M6 grub screw



# 4250 5SQ



(142) niquelado pérola  
nickel pearl

# 4158 5S

0 4045 5S



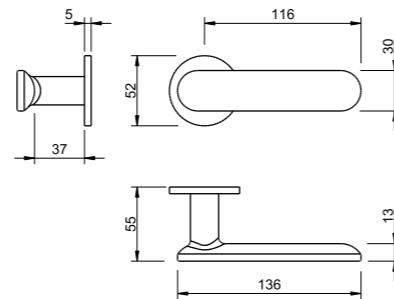
(142) niquelado pérola  
nickel pearl

Puxador par  
Adaptador com sistema "click"  
Mola recuperadora  
Ferro quadrado de 8x90mm  
Fixação da muleta com perno M6 oculto

Lever set  
Mechanism with "click" system  
Recovery spring  
8x90mm square spindle  
Handle fixed by a M6 grub screw

🔑 4046 5S

📏 4041 5S



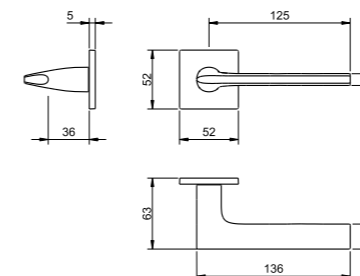
0 4048 5SQ

🔑 4049 5SQ

📏 4040 5SQ

Puxador par  
Adaptador com sistema "click"  
Mola recuperadora  
Ferro quadrado de 8x100mm  
Fixação da muleta com perno M6 oculto

Lever set  
Mechanism with "click" system  
Recovery spring  
8x100mm square spindle  
Handle fixed by a M6 grub screw



# 4251 5SQ



(142) niquelado pérola  
nickel pearl

# 4158 5S

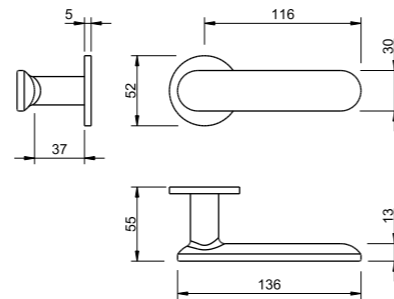
0 4045 5S

Puxador par  
Adaptador com sistema "click"  
Mola recuperadora  
Ferro quadrado de 8x90mm  
Fixação da muleta com perno M6 oculto

Lever set  
Mechanism with "click" system  
Recovery spring  
8x90mm square spindle  
Handle fixed by a M6 grub screw

🔑 4046 5S

📏 4041 5S



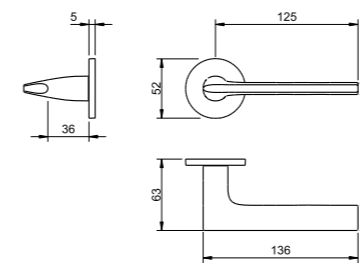
0 4045 5S

🔑 4046 5S

📏 4041 5S

Puxador par  
Adaptador com sistema "click"  
Mola recuperadora  
Ferro quadrado de 8x100mm  
Fixação da muleta com perno M6 oculto

Lever set  
Mechanism with "click" system  
Recovery spring  
8x100mm square spindle  
Handle fixed by a M6 grub screw



# 4251 5S



(96) cromado satinado  
satin chrome

disponível/ available  
4158 5S



(208) dourado mate  
golden matt

disponível/ available  
4250 5SQ



(152) branco pérola  
white pearl

disponível/ available  
4250 5SQ · 4251 5S



(208) dourado mate  
golden matt



(96) cromado satinado  
satin chrome



(141) titan  
titan



(142) niquelado pérola  
nickel pearl



(152) branco pérola  
white pearl



(153) preto pérola  
black pearl



(96) cromado satinado  
satin chrome



(141) titan  
titan



(142) niquelado pérola  
nickel pearl

# 4252 5SQ

0 4048 5SQ

🔑 4049 5SQ

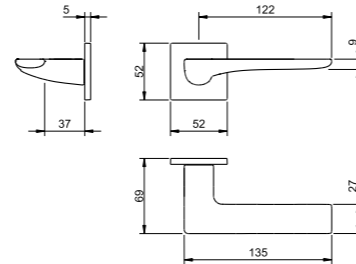
🔑🔑 4040 5SQ



(142) níquelado pérola  
nickel pearl

Puxador par  
Adaptador com sistema "click"  
Mola recuperadora  
Ferro quadrado de 8x90mm  
Fixação da muleta com perno M6 oculto

Lever set  
Mechanism with "click" system  
Recovery spring  
8x90mm square spindle  
Handle fixed by a M6 grub screw



# 4253 5SQ

0 4048 5SQ

🔑 4049 5SQ

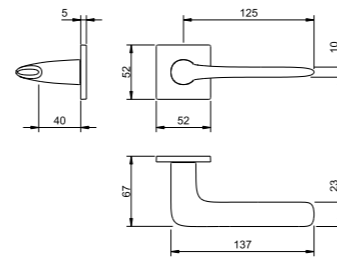
🔑🔑 4040 5SQ



(142) níquelado pérola  
nickel pearl

Puxador par  
Adaptador com sistema "click"  
Mola recuperadora  
Ferro quadrado de 8x90mm  
Fixação da muleta com perno M6 oculto

Lever set  
Mechanism with "click" system  
Recovery spring  
8x90mm square spindle  
Handle fixed by a M6 grub screw



# 4253 5S

0 4045 5S

🔑 4046 5S


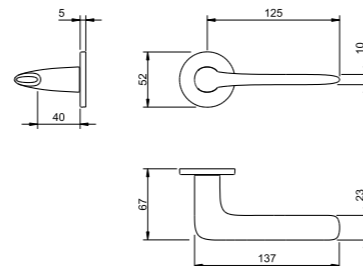
🔑🔑 4041 5S



(142) níquelado pérola  
nickel pearl

Puxador par  
Adaptador com sistema "click"  
Mola recuperadora  
Ferro quadrado de 8x90mm  
Fixação da muleta com perno M6 oculto

Lever set  
Mechanism with "click" system  
Recovery spring  
8x90mm square spindle  
Handle fixed by a M6 grub screw



disponível/ available  
4252 5SQ - 4253 5SQ

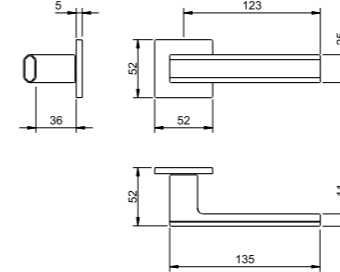
0 4048 5SQ

🔑 4049 5SQ

🔑🔑 4040 5SQ

Puxador par  
Adaptador com sistema "click"  
Mola recuperadora  
Ferro quadrado de 8x100mm  
Fixação da muleta com perno M6 oculto

Lever set  
Mechanism with "click" system  
Recovery spring  
8x100mm square spindle  
Handle fixed by a M6 grub screw



# 4254 5SQ



(153) preto pérola  
black pearl

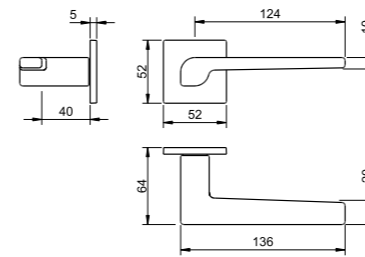
0 4048 5SQ

🔑 4049 5SQ

🔑🔑 4040 5SQ

Puxador par  
Adaptador com sistema "click"  
Mola recuperadora  
Ferro quadrado de 8x100mm  
Fixação da muleta com perno M6 oculto

Lever set  
Mechanism with "click" system  
Recovery spring  
8x100mm square spindle  
Handle fixed by a M6 grub screw



# 4255 5SQ



(96) cromado satinado  
satin chrome

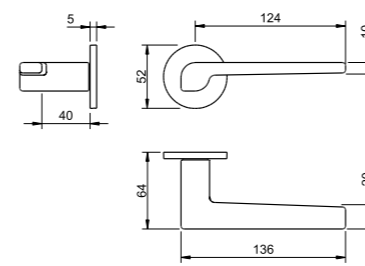
0 4045 5S

🔑 4046 5S

🔑🔑 4041 5S

Puxador par  
Adaptador com sistema "click"  
Mola recuperadora  
Ferro quadrado de 8x100mm  
Fixação da muleta com perno M6 oculto

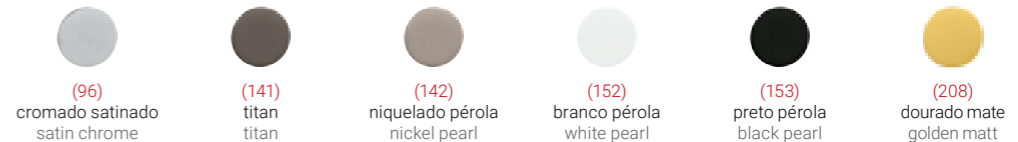
Lever set  
Mechanism with "click" system  
Recovery spring  
8x100mm square spindle  
Handle fixed by a M6 grub screw



# 4255 5S



(96) cromado satinado  
satin chrome



// ZAMAK

# PRIVÉ

Com design geométrico — quadrado, redondo ou retangular — a linha PRIVÉ adapta-se a diferentes estilos e exigências. Versátil e elegante, combina ergonomia confortável com linhas suaves e proporções equilibradas, assegurando funcionalidade sem comprometer a estética.

*With a geometric design — square, round or rectangular — the PRIVÉ line adapts to different styles and requirements. Versatile and elegant, it combines comfortable ergonomics with smooth lines and balanced proportions, ensuring functionality without compromising aesthetics.*







0 4048 5SQ

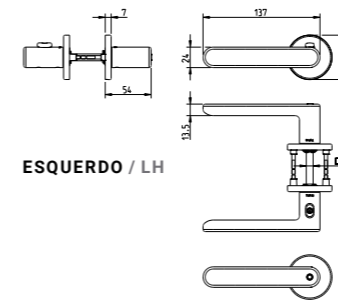
🔑 4049 5SQ

🔑🔑 4040 5SQ

**NEW** 3957 PRIVÉ

Puxador par  
Adaptador com sistema "click"  
Mola recuperadora  
Ferro quadrado de 8x90mm  
Fixação da muleta com perno M6 oculto

Lever set  
Mechanism with "click" system  
Recovery spring  
8x90mm square spindle  
Handle fixed by a M6 grub screw



ESQUERDO / LH



DIREITO / RH

(208) dourado mate  
golden matt

0 4048 5SQ

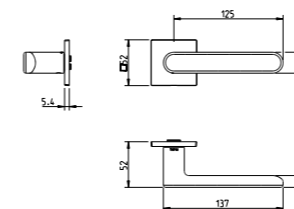
🔑 4049 5SQ

🔑🔑 4040 5SQ

3957 5SQ

Puxador par  
Adaptador com sistema "click"  
Mola recuperadora  
Ferro quadrado de 8x90mm  
Fixação da muleta com perno M6 oculto

Lever set  
Mechanism with "click" system  
Recovery spring  
8x90mm square spindle  
Handle fixed by a M6 grub screw



(153) preto pérola  
black pearl

🔑 4045 5S

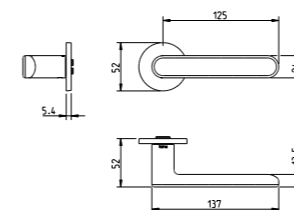
🔑 4046 5S

🔑🔑 4041 5S

3957 5S

Puxador par  
Adaptador com sistema "click"  
Mola recuperadora  
Ferro quadrado de 8x90mm  
Fixação da muleta com perno M6 oculto

Lever set  
Mechanism with "click" system  
Recovery spring  
8x90mm square spindle  
Handle fixed by a M6 grub screw



(208) dourado mate  
golden matt

(96)  
cromado satinado  
satin chrome

(141)  
titan  
titan

(142)  
níquelado pérola  
nickel pearl

disponível/ available  
3957 5SQ - 3957 5S  
(152)  
branco pérola  
white pearl

(153)  
preto pérola  
black pearl

disponível/ available  
3957 5S  
(193)  
preto pó  
black powder

(208)  
dourado mate  
golden matt

# 4275 PRIVÉ

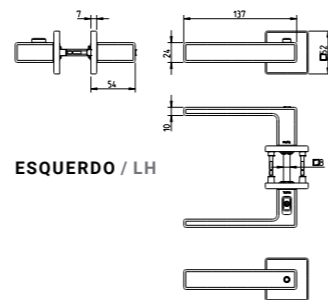


DIREITO / RH

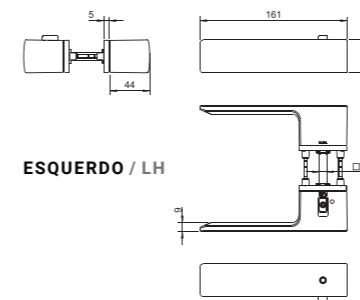
(208) dourado mate  
golden matt

Puxador par  
Adaptador com sistema "click"  
Mola recuperadora  
Ferro quadrado de 8x90mm  
Fixação da muleta com perno M6 oculto

Lever set  
Mechanism with "click" system  
Recovery spring  
8x90mm square spindle  
Handle fixed by a M6 grub screw



ESQUERDO / LH



ESQUERDO / LH

# 4084 PRIVÉ



DIREITO / RH

(208) dourado mate  
golden matt

Puxador par  
Adaptador com sistema "click"  
Mola recuperadora  
Ferro quadrado de 8x90mm  
Fixação da muleta com perno M6 oculto

Lever set  
Mechanism with "click" system  
Recovery spring  
8x90mm square spindle  
Handle fixed by a M6 grub screw

# 4275 5SQ

① 4045 5S

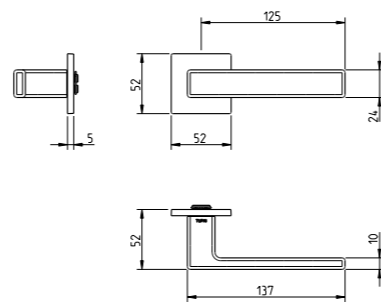


(208) dourado mate  
golden matt

Puxador par  
Adaptador com sistema "click"  
Mola recuperadora  
Ferro quadrado de 8x90mm  
Fixação da muleta com perno M6 oculto

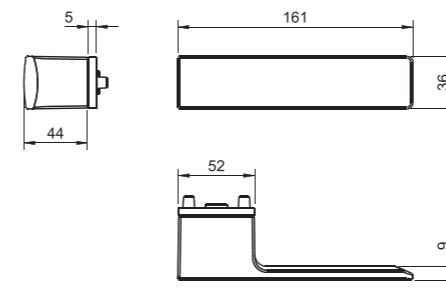
Lever set  
Mechanism with "click" system  
Recovery spring  
8x90mm square spindle  
Handle fixed by a M6 grub screw

① 4046 5S



① ② 4041 5S


① 4085 5RE



① 4049 5SQ

① ② ③ 4086 5RE


# 4084 5RE



(208) dourado mate  
golden matt

Puxador par  
Adaptador com sistema "click"  
Mola recuperadora  
Ferro quadrado de 8x90mm  
Fixação da muleta com perno M6 oculto

Lever set  
Mechanism with "click" system  
Recovery spring  
8x90mm square spindle  
Handle fixed by a M6 grub screw



// ZAMAK

# VERSATILE


Uma linha versátil e personalizável,  
com múltiplos modelos e acabamentos  
que se adaptam a diferentes estilos  
de interiores.

*A versatile and customisable line  
offering multiple models and finishes  
to suit different interior styles.*



# 3084 5RE

4085 5RE



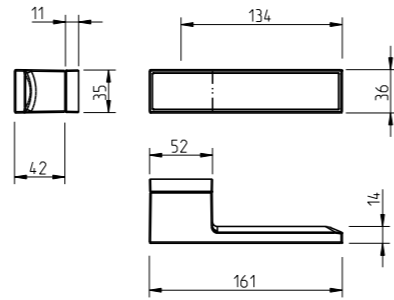
(96) cromado satinado  
satin chrome

Puxador par  
Adaptador com sistema "click"  
Mola recuperadora  
Ferro quadrado de 8x100mm  
Fixação da muleta com perno M6 oculto

Lever set  
Mechanism with "click" system  
Recovery spring  
8x100mm square spindle  
Handle fixed by a M6 grub screw

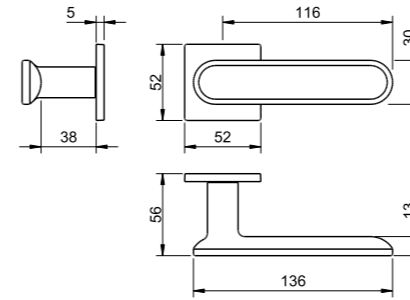
4049 5SQ

4086 5RE



4048 5SQ

4049 5SQ



4040 5SQ

# 4159 5SQ




(153) preto pérola  
black pearl

Puxador par  
Adaptador com sistema "click"  
Mola recuperadora  
Ferro quadrado de 8x90mm  
Fixação da muleta com perno M6 oculto

Lever set  
Mechanism with "click" system  
Recovery spring  
8x90mm square spindle  
Handle fixed by a M6 grub screw

# 3089 5RE

4085 5RE



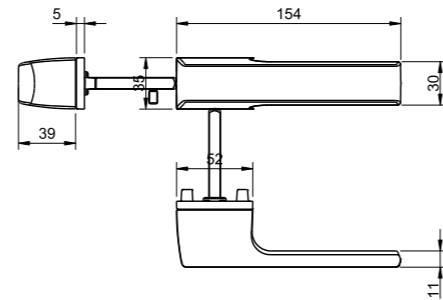
(96) cromado satinado  
satin chrome

Puxador par  
Adaptador com sistema "click"  
Mola recuperadora  
Ferro quadrado de 8x100mm  
Fixação da muleta com perno M6 oculto

Lever set  
Mechanism with "click" system  
Recovery spring  
8x100mm square spindle  
Handle fixed by a M6 grub screw

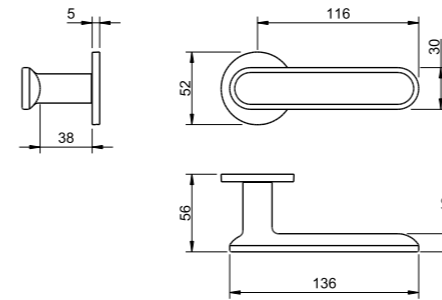
4049 5SQ

4086 5RE



4045 5S

4046 5S



4041 5S

# 4159 5S




(96) cromado satinado  
satin chrome

Puxador par  
Adaptador com sistema "click"  
Mola recuperadora  
Ferro quadrado de 8x90mm  
Fixação da muleta com perno M6 oculto

Lever set  
Mechanism with "click" system  
Recovery spring  
8x90mm square spindle  
Handle fixed by a M6 grub screw

34/3084 5RE  
34/3089 5RE



Placa decorativa: branco  
Decorative plate: white

33/3084 5RE  
33/3089 5RE



Placa decorativa: aço inox polido  
Decorative plate: polished stainless steel

32/3084 5RE  
32/3089 5RE

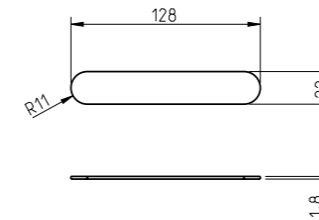


Placa decorativa: aço inox satinado  
Decorative plate: satin stainless steel


35/3084 5RE  
35/3089 5RE



Placa decorativa: preto  
Decorative plate: black



34/4159 5SQ  
34/4159 5S



Placa decorativa: branco  
Decorative plate: white

35/4159 5SQ  
35/4159 5S



Placa decorativa: preto  
Decorative plate: black



(96)  
cromado satinado  
satin chrome



(141)  
titan  
titan



(142)  
níquelado pérola  
nickel pearl



(152)  
branco pérola  
white pearl



(153)  
preto pérola  
black pearl



(96)  
cromado satinado  
satin chrome



(141)  
titan  
titan



(142)  
níquelado pérola  
nickel pearl



(152)  
branco pérola  
white pearl



(153)  
preto pérola  
black pearl

disponível/ available  
4159 5S




(208)  
dourado mate  
golden matt

// ZAMAK

# ΠINGULUS

Equilíbrio perfeito entre linhas retas e formas suaves, esta linha distingue-se pela combinação do espelho rectangular com a muleta angular.

*A perfect balance of straight lines and smooth shapes, this line stands out for combining the rectangular backplate with an angular handle.*





4085 5RE

4049 5SQ

4086 5RE

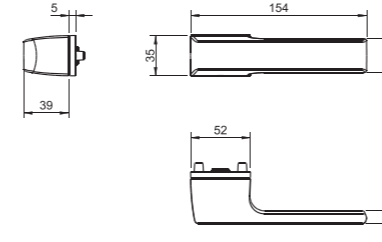
3099 5RE

Puxador par  
Adaptador com sistema "click"  
Mola recuperadora  
Ferro quadrado de 8x100mm  
Fixação da muleta com perno M6 oculto

Lever set  
Mechanism with "click" system  
Recovery spring  
8x100mm square spindle  
Handle fixed by a M6 grub screw



(152) branco pérola  
white pearl



4085 5RE

4049 5SQ

4086 5RE

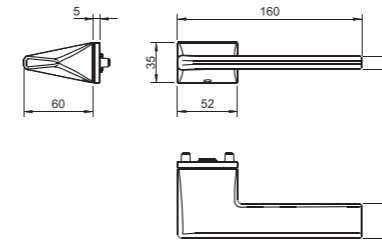
4130 5RE

Puxador par  
Adaptador com sistema "click"  
Mola recuperadora  
Ferro quadrado de 8x100mm  
Fixação da muleta com perno M6 oculto

Lever set  
Mechanism with "click" system  
Recovery spring  
8x100mm square spindle  
Handle fixed by a M6 grub screw



(153) preto pérola  
black pearl



4085 5RE

4049 5SQ

4086 5RE

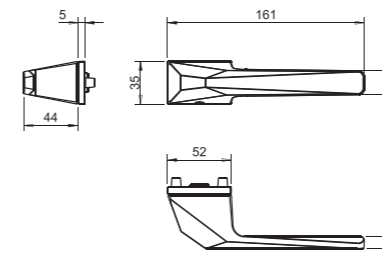
4155 5RE

Puxador par  
Adaptador com sistema "click"  
Mola recuperadora  
Ferro quadrado de 8x100mm  
Fixação da muleta com perno M6 oculto

Lever set  
Mechanism with "click" system  
Recovery spring  
8x100mm square spindle  
Handle fixed by a M6 grub screw



(153) preto pérola  
black pearl



(96)  
cromado satinado  
satin chrome

(141)  
titan  
titan

(142)  
níquelado pérola  
nickel pearl

(152)  
branco pérola  
white pearl

(153)  
preto pérola  
black pearl

disponível/ available  
3099 5RE  
(186)  
corten  
corten

(208)  
dourado mate  
golden matt

// ZAMAK

# RECTANGULAR

Soluções com espelho rectangular, para um visual robusto e alinhado com tendências arquitetônicas mais clássicas.

*Solutions with rectangular backplates, offering a robust look aligned with more classical architectural trends.*



# 2275 RE

1985 RE

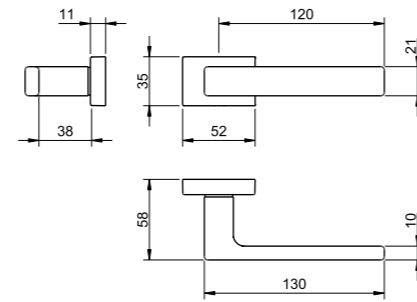


(142) níquelado pérola  
nickel pearl

Puxador par	Lever set
Adaptador com sistema "click"	Mechanism with "click" system
Mola recuperadora	Recovery spring
Ferro quadrado de 8x100mm	8x100mm square spindle
Fixação da muleta com perno M6 oculto	Handle fixed by a M6 grub screw

1999 Q

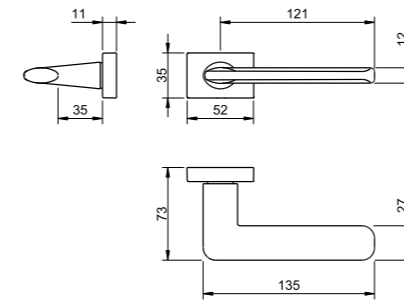
3045 RE



1985 RE

1999 Q

3045 RE



# 3098 RE



(03) cromado brilhante  
bright chrome

Puxador par	Lever set
Adaptador com sistema "click"	Mechanism with "click" system
Mola recuperadora	Recovery spring
Ferro quadrado de 8x100mm	8x100mm square spindle
Fixação da muleta com perno M6 oculto	Handle fixed by a M6 grub screw

# 3097 RE

1985 RE

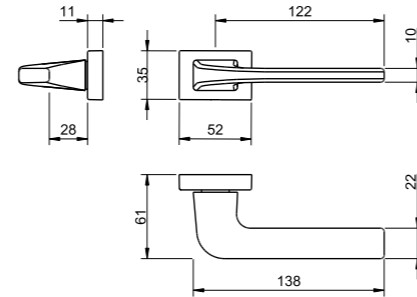


(96) cromado satinado  
satin chrome

Puxador par	Lever set
Adaptador com sistema "click"	Mechanism with "click" system
Mola recuperadora	Recovery spring
Ferro quadrado de 8x100mm	8x100mm square spindle
Fixação da muleta com perno M6 oculto	Handle fixed by a M6 grub screw

1999 Q

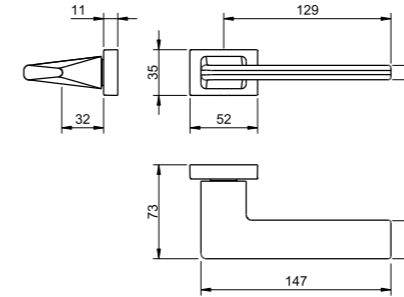
3045 RE



1985 RE

1999 Q

3045 RE



# 4140 RE



(96) cromado satinado  
satin chrome

Puxador par	Lever set
Adaptador com sistema "click"	Mechanism with "click" system
Mola recuperadora	Recovery spring
Ferro quadrado de 8x100mm	8x100mm square spindle
Fixação da muleta com perno M6 oculto	Handle fixed by a M6 grub screw

disponível/ available  
2275 RE



(96) cromado satinado  
satin chrome



(110) satinado efeito inox  
satin steel effect



(141) titan



(142) níquelado pérola  
nickel pearl



(152) branco pérola  
white pearl



(153) preto pérola  
black pearl

disponível/ available  
3098 RE



(03) cromado brilhante  
bright chrome



(96) cromado satinado  
satin chrome



(141) titan



(142) níquelado pérola  
nickel pearl



(152) branco pérola  
white pearl



(153) preto pérola  
black pearl



// ZAMAK

# SQUARE

Geometria quadrada e linguagem contemporânea.  
Uma escolha segura para projetos modernos.

*Square geometry and contemporary language.  
A reliable choice for modern projects.*



# 2275 Q

1998 Q



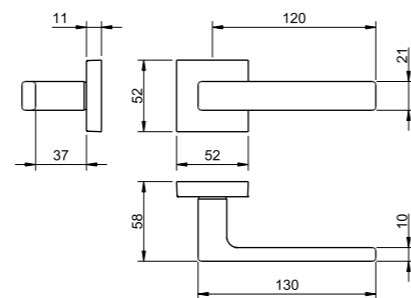
(96) cromado satinado  
satin chrome

Puxador par  
Adaptador com sistema "click"  
Mola recuperadora  
Ferro quadrado de 8x100mm  
Fixação da muleta com perno M6 oculto

Lever set  
Mechanism with "click" system  
Recovery spring  
8x100mm square spindle  
Handle fixed by a M6 grub screw

1999 Q

801 Q



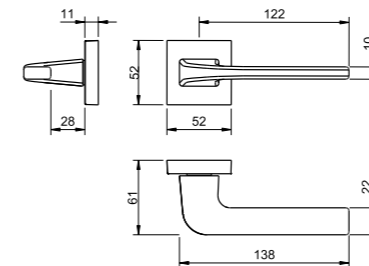
1998 Q

1999 Q

801 Q

Puxador par  
Adaptador com sistema "click"  
Mola recuperadora  
Ferro quadrado de 8x100mm  
Fixação da muleta com perno M6 oculto

Lever set  
Mechanism with "click" system  
Recovery spring  
8x100mm square spindle  
Handle fixed by a M6 grub screw



# 3097 Q

(96) cromado satinado  
satin chrome

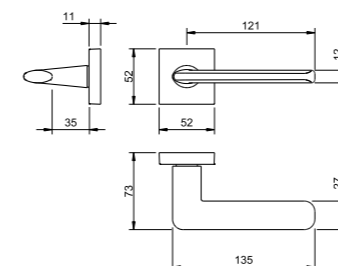
1998 Q

1999 Q

801 Q

Puxador par  
Adaptador com sistema "click"  
Mola recuperadora  
Ferro quadrado de 8x100mm  
Fixação da muleta com perno M6 oculto

Lever set  
Mechanism with "click" system  
Recovery spring  
8x100mm square spindle  
Handle fixed by a M6 grub screw



# 3098 Q

(03) cromado brilhante  
bright chrome

# 2732 Q

1998 Q



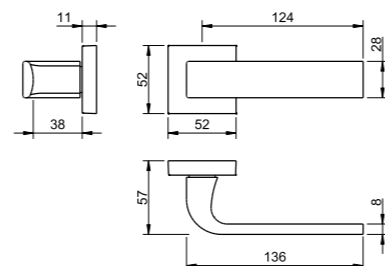
(153) preto pérola  
black pearl

Puxador par  
Adaptador com sistema "click"  
Mola recuperadora  
Ferro quadrado de 8x100mm  
Fixação da muleta com perno M6 oculto

Lever set  
Mechanism with "click" system  
Recovery spring  
8x100mm square spindle  
Handle fixed by a M6 grub screw

1999 Q

801 Q



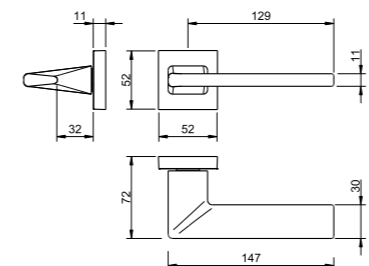
1998 Q

1999 Q

801 Q

Puxador par  
Adaptador com sistema "click"  
Mola recuperadora  
Ferro quadrado de 8x100mm  
Fixação da muleta com perno M6 oculto

Lever set  
Mechanism with "click" system  
Recovery spring  
8x100mm square spindle  
Handle fixed by a M6 grub screw



# 4140 Q

(141) titan  
titan

disponível/ available  
2275 Q



(96) cromado satinado  
satin chrome



(110) satinado efeito inox  
satin steel effect



(141) titan  
titan



(142) niquelado pérola  
nickel pearl



(152) branco pérola  
white pearl



(153) preto pérola  
black pearl

disponível/ available  
3098 Q



(03) cromado brilhante  
bright chrome



(96) cromado satinado  
satin chrome



(141) titan  
titan



(142) niquelado pérola  
nickel pearl



(152) branco pérola  
white pearl



(153) preto pérola  
black pearl

// ZAMAK

# ROUND

Formas arredondadas e harmoniosas para espaços que privilegiam suavidade e fluidez visual.

*Rounded and harmonious shapes for spaces that favour softness and visual flow.*



793

786



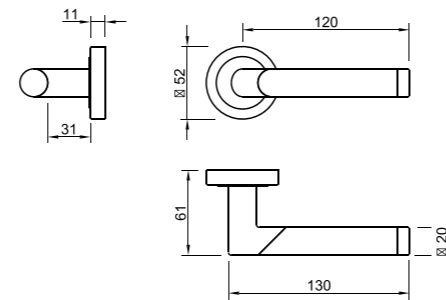
(67) cromado brilhante / aço inox satinado  
bright chrome / satin stainless steel

Puxador par  
Adaptador com sistema "click"  
Mola recuperadora  
Ferro quadrado de 8x100mm  
Lever set

Mechanism with "click" system  
Recovery spring  
8x100mm square spindle

787

800



794

786



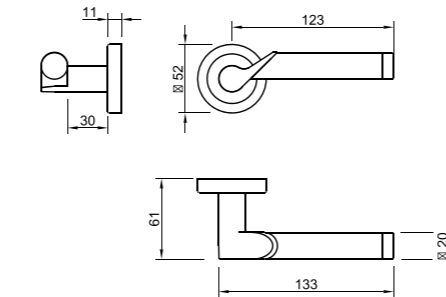
(67) cromado brilhante / aço inox satinado  
bright chrome / satin stainless steel

Puxador par  
Adaptador com sistema "click"  
Mola recuperadora  
Ferro quadrado de 8x100mm  
Lever set

Mechanism with "click" system  
Recovery spring  
8x100mm square spindle

787

800



(67) cromado brilhante / aço inox satinado  
bright chrome / satin stainless steel

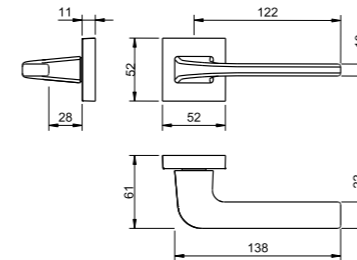
1965

1966

806

Puxador par  
Adaptador com sistema "click"  
Mola recuperadora  
Ferro quadrado de 8x100mm  
Fixação da muleta com perno M6 oculto

Lever set  
Mechanism with "click" system  
Recovery spring  
8x100mm square spindle  
Handle fixed by a M6 grub screw



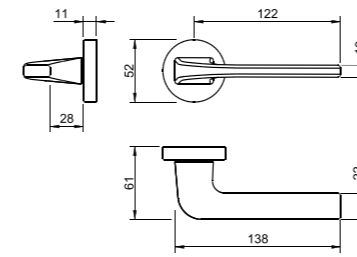
1965

1966

806

Puxador par  
Adaptador com sistema "click"  
Mola recuperadora  
Ferro quadrado de 8x100mm  
Fixação da muleta com perno M6 oculto

Lever set  
Mechanism with "click" system  
Recovery spring  
8x100mm square spindle  
Handle fixed by a M6 grub screw



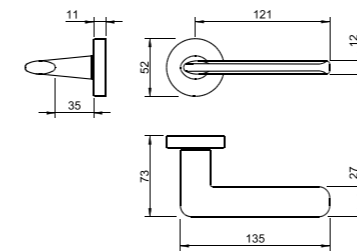
1965

1966

806

Puxador par  
Adaptador com sistema "click"  
Mola recuperadora  
Ferro quadrado de 8x100mm  
Fixação da muleta com perno M6 oculto

Lever set  
Mechanism with "click" system  
Recovery spring  
8x100mm square spindle  
Handle fixed by a M6 grub screw



disponível/ available  
3098



(03) cromado brilhante  
bright chrome



(96) cromado satinado  
satin chrome



(141) titan  
titan



(142) niquelado pérola  
nickel pearl



(152) branco pérola  
white pearl



(153) preto pérola  
black pearl

2732



(153) preto pérola  
black pearl

3097



(141) titan  
titan

3098



(152) branco pérola  
white pearl

// ALUMÍNIO · ALUMINIUM

# ANUX

Linha anodizada desenvolvida para ambientes exigentes, como zonas costeiras. Combina durabilidade, fácil manutenção e design contemporâneo em múltiplos acabamentos.

*Anodised range designed for demanding environments such as coastal areas. It combines durability, easy maintenance, and contemporary design in multiple finishes.*



# 6520 5SQ

6538 5SQ



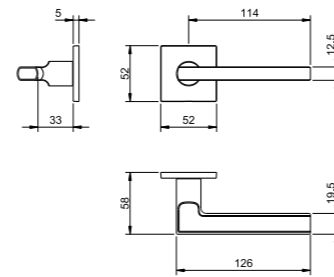
(212) natural anodizado  
natural anodized

Puxador par  
Adaptador com sistema "click"  
Mola recuperadora  
Ferro quadrado de 8x90mm  
Fixação da muleta com perno M6 oculto

Lever set  
Mechanism with "click" system  
Recovery spring  
8x90mm square spindle  
Handle fixed by a M6 grub screw

6539 5SQ

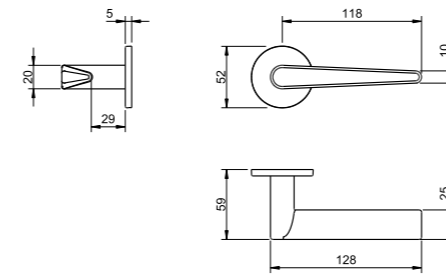
6530 5SQ



6535 5S

6536 5S

6531 5S



# 6522 5SQ



(211) champanhe anodizado  
champagne anodized

Puxador par  
Adaptador com sistema "click"  
Mola recuperadora  
Ferro quadrado de 8x90mm  
Fixação da muleta com perno M6 oculto

Lever set  
Mechanism with "click" system  
Recovery spring  
8x90mm square spindle  
Handle fixed by a M6 grub screw

# 6521 5SQ

6538 5SQ



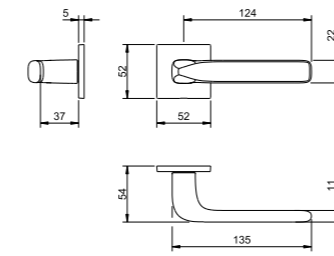
(211) champanhe anodizado  
champagne anodized

Puxador par  
Adaptador com sistema "click"  
Mola recuperadora  
Ferro quadrado de 8x90mm  
Fixação da muleta com perno M6 oculto

Lever set  
Mechanism with "click" system  
Recovery spring  
8x90mm square spindle  
Handle fixed by a M6 grub screw

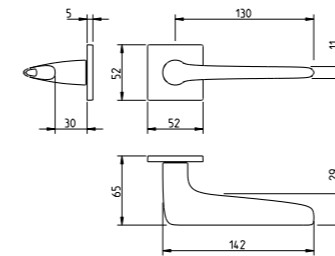
6539 5SQ

6530 5SQ



6538 5SQ

6539 5SQ



6530 5SQ

# 6523 5SQ



(213) preto anodizado  
black anodized

Puxador par  
Adaptador com sistema "click"  
Mola recuperadora  
Ferro quadrado de 8x90mm  
Fixação da muleta com perno M6 oculto

Lever set  
Mechanism with "click" system  
Recovery spring  
8x90mm square spindle  
Handle fixed by a M6 grub screw



(211)

champanhe anodizado  
champagne anodized



(212)

natural anodizado  
natural anodized



(213)

preto anodizado  
black anodized



(211)

champanhe anodizado  
champagne anodized



(212)

natural anodizado  
natural anodized



(213)

preto anodizado  
black anodized

// ALUMÍNIO · ALUMINIUM

# PENNA

Como um voo sereno e leve de um pássaro o design do puxador Penna transmite tranquilidade e simplicidade. Com ele conseguimos o equilíbrio entre a funcionalidade e a estética do seu espaço.

*Like a serene and light bird's flight, the design of the Penna handle transmits tranquillity and simplicity. With it, we balance functionality and aesthetics within your space.*

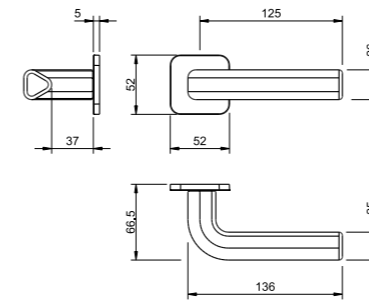




6518 5SQRC

6519 5SQRC

6511 5SQRC



6501 5SQRC



(152) branco pérola  
white pearl

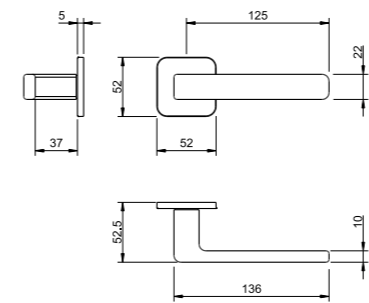
Puxador par  
Adaptador com sistema "click"  
Mola recuperadora  
Ferro quadrado de 8x90mm  
Fixação da muleta com perno M6 oculto

Lever set  
Mechanism with "click" system  
Recovery spring  
8x90mm square spindle  
Handle fixed by a M6 grub screw

6518 5SQRC

6519 5SQRC

6511 5SQRC



6502 5SQRC



(153) preto pérola  
black pearl

Puxador par  
Adaptador com sistema "click"  
Mola recuperadora  
Ferro quadrado de 8x90mm  
Fixação da muleta com perno M6 oculto

Lever set  
Mechanism with "click" system  
Recovery spring  
8x90mm square spindle  
Handle fixed by a M6 grub screw



espelho c/ cantos arredondados  
plate w/ rounded corners



(141)  
titan



(152)  
branco pérola  
white pearl



(153)  
preto pérola  
black pearl



(186)  
corten



// INOX · STAINLESS STEEL

# MINIMAL

Simplicidade estrutural com design linear e sistema de montagem eficiente. Elegância discreta com presença forte.

*Structural simplicity with linear design and efficient assembly system. Discreet elegance with strong presence.*



Bucha plástica  
plastic sleeve



Espelho (2mm)  
Plate (2mm)



Com mola  
With spring

## 2001 MQ 2 mm

0 4032 MQ 2 mm



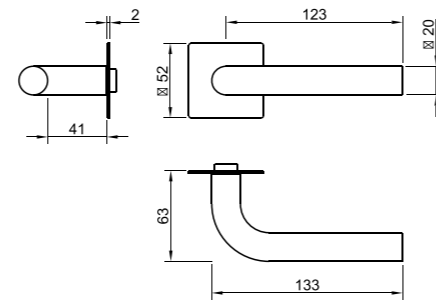
(142) níquelado pérola  
nickel pearl

Puxador par SEM MOLA  
Fácil encaixe com sistema "click"  
Ferro quadrado de 8x100mm  
Fixação da muleta com perno M6 oculto

Lever set WITHOUT SPRING  
Easy to fit with "click" system  
8x100mm square spindle  
Handle fixed by a M6 grub screw

4033 MQ 2 mm

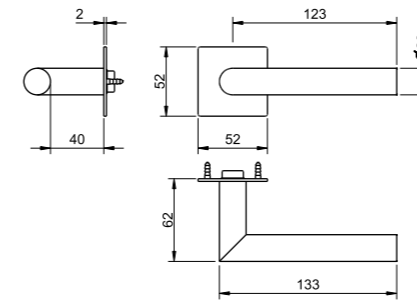
3175 MQ 2 mm



0 4032 MQ 2 mm

4033 MQ 2 mm

3175 MQ 2 mm



## 2002 MQ 2 mm



(153) preto pérola  
black pearl

Puxador par SEM MOLA  
Fácil encaixe com sistema "click"  
Ferro quadrado de 8x100mm  
Fixação da muleta com perno M6 oculto

Lever set WITHOUT SPRING  
Easy to fit with "click" system  
8x100mm square spindle  
Handle fixed by a M6 grub screw

## 2001 MR 2 mm

0 4030 MR 2 mm



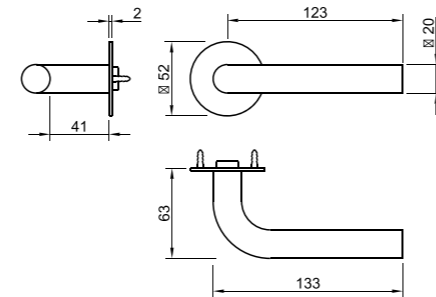
(141) titan  
titan

Puxador par SEM MOLA  
Fácil encaixe com sistema "click"  
Ferro quadrado de 8x100mm  
Fixação da muleta com perno M6 oculto

Lever set WITHOUT SPRING  
Easy to fit with "click" system  
8x100mm square spindle  
Handle fixed by a M6 grub screw

4031 MR 2 mm

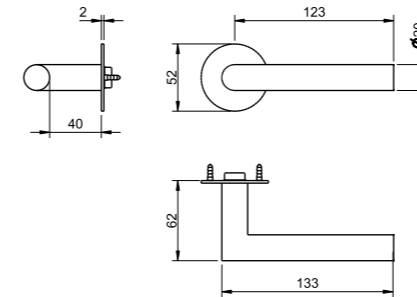
3174 MR 2 mm



0 4030 MR 2 mm

4031 MR 2 mm

3174 MR 2 mm



## 2002 MR 2 mm



(16) aço inox satinado  
satin stainless steel

Puxador par SEM MOLA  
Fácil encaixe com sistema "click"  
Ferro quadrado de 8x100mm  
Fixação da muleta com perno M6 oculto

Lever set WITHOUT SPRING  
Easy to fit with "click" system  
8x100mm square spindle  
Handle fixed by a M6 grub screw



(16) aço inox satinado  
satin stainless steel



(141) titan  
titan



(142) níquelado pérola  
nickel pearl



(152) branco pérola  
white pearl



(153) preto pérola  
black pearl



(16) aço inox satinado  
satin stainless steel



(141) titan  
titan



(142) níquelado pérola  
nickel pearl



(152) branco pérola  
white pearl



(153) preto pérola  
black pearl

// INOX · STAINLESS STEEL

# 5S LINE

Concebida para responder a exigências estéticas contemporâneas, a linha 5S apresenta uma roseta com apenas 5 mm de espessura. Esta solução minimalista e discreta reforça a leveza visual do conjunto, tornando-se ideal para ambientes modernos que valorizam a simplicidade e o detalhe sutil.

*Developed to meet contemporary aesthetic demands, the 5S line features a rosette with just 5 mm thickness. This minimalist and discreet solution enhances the visual lightness of the set, making it ideal for modern spaces that value simplicity and subtle detail.*



## 2001 5S



(153) preto pérola  
black pearl

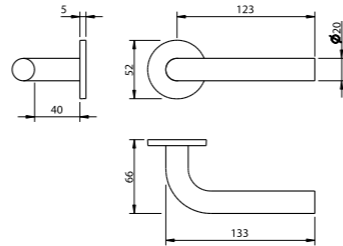
0 4045 5S

1 4046 5S

2 4041 5S

Puxador par  
Adaptador com sistema "click"  
Mola recuperadora  
Ferro quadrado de 8x100mm  
Fixação da muleta com perno M6 oculto

Lever set  
Mechanism with "click" system  
Recovery spring  
8x100mm square spindle  
Handle fixed by a M6 grub screw



## 2002 5SQ



(186) corten  
corten

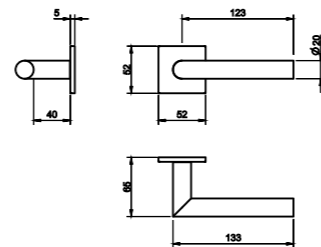
0 4048 5SQ

1 4049 5SQ

2 4040 5SQ

Puxador par  
Adaptador com sistema "click"  
Mola recuperadora  
Ferro quadrado de 8x100mm  
Fixação da muleta com perno M6 oculto

Lever set  
Mechanism with "click" system  
Recovery spring  
8x100mm square spindle  
Handle fixed by a M6 grub screw



## 2002 5S



(16) aço inox satinado  
satin stainless steel


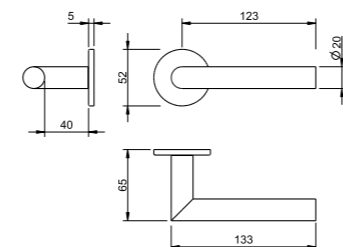
0 4045 5S

1 4046 5S


2 4041 5S

Puxador par  
Adaptador com sistema "click"  
Mola recuperadora  
Ferro quadrado de 8x100mm  
Fixação da muleta com perno M6 oculto


Lever set  
Mechanism with "click" system  
Recovery spring  
8x100mm square spindle  
Handle fixed by a M6 grub screw




(16) aço inox satinado  
satin stainless steel



(141) titan  
titan



(142) níquelado pérola  
nickel pearl



(152) branco pérola  
white pearl




(153) preto pérola  
black pearl

disponível/ available  
2002 5SQ / 2002 5S



(186) corten  
corten

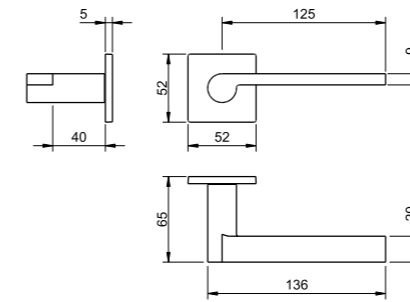
disponível/ available  
2002 5SQ / 2002 5S



(208) mate dourado  
golden matt

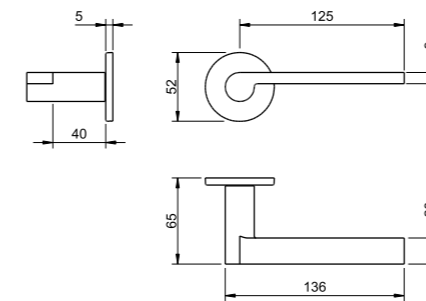
0 4106 5SQ

1 4107 5SQ



0 4108 5S

1 4109 5S



2 4104 5SQ

## 2252 5SQ



(16) aço inox satinado  
satin stainless steel

Puxador par  
Adaptador com sistema "click"  
Mola recuperadora  
Ferro quadrado de 8x90mm  
Fixação da muleta com perno M6 oculto

Lever set  
Mechanism with "click" system  
Recovery spring  
8x90mm square spindle  
Handle fixed by a M6 grub screw


## 2252 5S



(141) titan  
titan

Puxador par  
Adaptador com sistema "click"  
Mola recuperadora  
Ferro quadrado de 8x90mm  
Fixação da muleta com perno M6 oculto

Lever set  
Mechanism with "click" system  
Recovery spring  
8x90mm square spindle  
Handle fixed by a M6 grub screw



(16) aço inox satinado  
satin stainless steel




(141) titan  
titan



(142) níquelado pérola  
nickel pearl



(152) branco pérola  
white pearl



(153) preto pérola  
black pearl

## 2253 5SQ

4106 5SQ



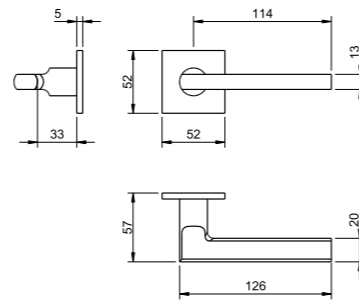
(152) branco pérola  
white pearl

Puxador par  
Adaptador com sistema "click"  
Mola recuperadora  
Ferro quadrado de 8x90mm  
Fixação da muleta com perno M6 oculto

Lever set  
Mechanism with "click" system  
Recovery spring  
8x90mm square spindle  
Handle fixed by a M6 grub screw

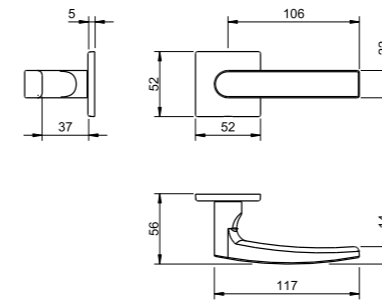
4107 5SQ

4104 5SQ



4048 5SQ

4049 5SQ



4040 5SQ

## 2254 5SQ



(142) níquelado pérola  
nickel pearl

Puxador par  
Adaptador com sistema "click"  
Mola recuperadora  
Ferro quadrado de 8x90mm  
Fixação da muleta com perno M6 oculto

Lever set  
Mechanism with "click" system  
Recovery spring  
8x90mm square spindle  
Handle fixed by a M6 grub screw

## 2253 5S

4108 5S



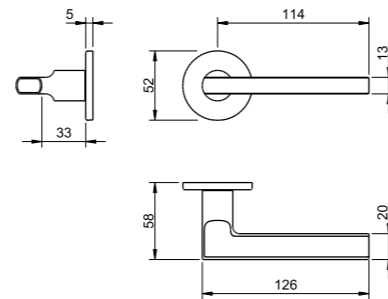
(153) preto pérola  
black pearl

Puxador par  
Adaptador com sistema "click"  
Mola recuperadora  
Ferro quadrado de 8x90mm  
Fixação da muleta com perno M6 oculto

Lever set  
Mechanism with "click" system  
Recovery spring  
8x90mm square spindle  
Handle fixed by a M6 grub screw

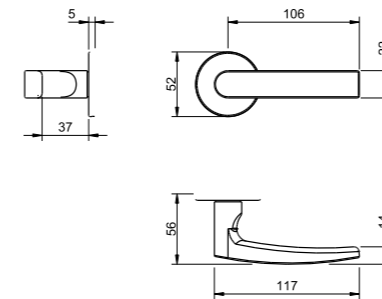
4109 5S

4105 5S



4045 5S

4046 5S



4041 5S

## 2254 5S



(141) titan  
titan

Puxador par  
Adaptador com sistema "click"  
Mola recuperadora  
Ferro quadrado de 8x90mm  
Fixação da muleta com perno M6 oculto

Lever set  
Mechanism with "click" system  
Recovery spring  
8x90mm square spindle  
Handle fixed by a M6 grub screw



(16) aço inox satinado  
satin stainless steel



(141) titan  
titan



(142) níquelado pérola  
nickel pearl



(152) branco pérola  
white pearl



(153) preto pérola  
black pearl



(16) aço inox satinado  
satin stainless steel



(141) titan  
titan



(142) níquelado pérola  
nickel pearl



(152) branco pérola  
white pearl



(153) preto pérola  
black pearl

// INOX · STAINLESS STEEL

# SQUARE

Geometria quadrada e linguagem contemporânea. Uma escolha segura para projetos modernos.

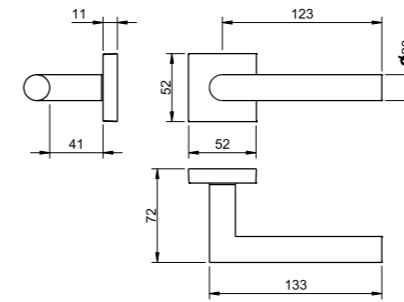
*Square geometry and contemporary language.  
A reliable choice for modern projects.*





3048 Q

3049 Q



808 Q

OCO HOLLOW 2002 Q



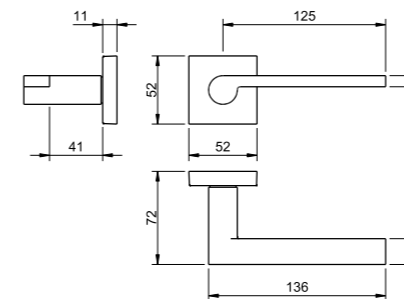
(153) preto pérola  
black pearl

Puxador par  
Adaptador com sistema "click"  
Mola recuperadora  
Ferro quadrado de 8x90mm  
Fixação da muleta com perno M6 oculto

Lever set  
Mechanism with "click" system  
Recovery spring  
8x90mm square spindle  
Handle fixed by a M6 grub screw

3048 Q

3049 Q



808 Q

MACIÇO SOLID 2252 Q



(16) aço inox satinado  
satin stainless steel

Puxador par  
Adaptador com sistema "click"  
Mola recuperadora  
Ferro quadrado de 8x100mm  
Fixação da muleta com perno M6 oculto

Lever set  
Mechanism with "click" system  
Recovery spring  
8x100mm square spindle  
Handle fixed by a M6 grub screw



2253 Q

MACIÇO SOLID



(16) aço inox satinado  
satin stainless steel

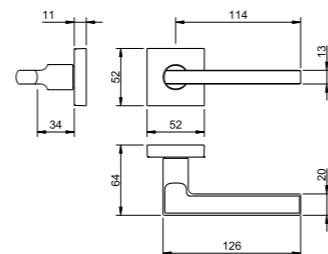
3048 Q

3049 Q

808 Q

Puxador par  
Adaptador com sistema "click"  
Mola recuperadora  
Ferro quadrado de 8x100mm  
Fixação da muleta com perno M6 oculto

Lever set  
Mechanism with "click" system  
Recovery spring  
8x100mm square spindle  
Handle fixed by a M6 grub screw



2254 Q

MACIÇO SOLID



(16) aço inox satinado  
satin stainless steel

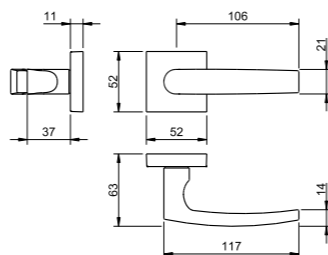
3048 Q

3049 Q

808 Q

Puxador par  
Adaptador com sistema "click"  
Mola recuperadora  
Ferro quadrado de 8x100mm  
Fixação da muleta com perno M6 oculto

Lever set  
Mechanism with "click" system  
Recovery spring  
8x100mm square spindle  
Handle fixed by a M6 grub screw



2270 Q

MACIÇO SOLID



(16) aço inox satinado  
satin stainless steel

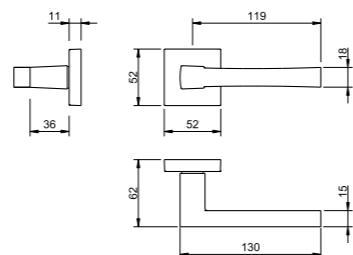
3048 Q

3049 Q

808 Q

Puxador par  
Adaptador com sistema "click"  
Mola recuperadora  
Ferro quadrado de 8x90mm  
Fixação da muleta com perno M6 oculto

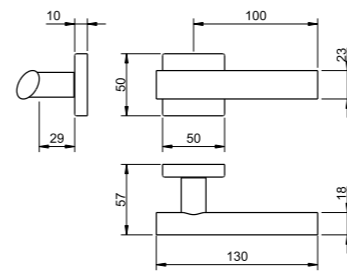
Lever set  
Mechanism with "click" system  
Recovery spring  
8x90mm square spindle  
Handle fixed by a M6 grub screw



3048 Q

3049 Q

808 Q



2733 Q

OCO HOLLOW



(16) aço inox satinado  
satin stainless steel

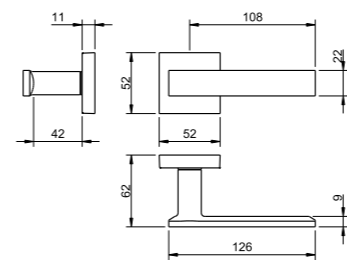
Puxador par  
Adaptador com sistema "click"  
Mola recuperadora  
Ferro quadrado de 8x100mm  
Fixação da muleta com perno M6 oculto

Lever set  
Mechanism with "click" system  
Recovery spring  
8x100mm square spindle  
Handle fixed by a M6 grub screw

3048 Q

3049 Q

808 Q



3030 Q

MACIÇO SOLID



(16) aço inox satinado  
satin stainless steel

Puxador par  
Adaptador com sistema "click"  
Mola recuperadora  
Ferro quadrado de 8x100mm  
Fixação da muleta com perno M6 oculto

Lever set  
Mechanism with "click" system  
Recovery spring  
8x100mm square spindle  
Handle fixed by a M6 grub screw

disponível/ available  
2253 Q / 2254 Q



(16) aço inox satinado  
satin stainless steel



(141) titan



(142) níquelado pérola  
nickel pearl



(152) branco pérola  
white pearl



(153) preto pérola  
black pearl



(16) aço inox satinado  
satin stainless steel



(141) titan



(152) branco pérola  
white pearl



(153) preto pérola  
black pearl



// INOX · STAINLESS STEEL

# ROUND

Formas arredondadas e harmoniosas para espaços que privilegiam suavidade e fluidez visual.

*Rounded and harmonious shapes for spaces that favour softness and visual flow.*



2000

OCO HOLLOW

2008

2009

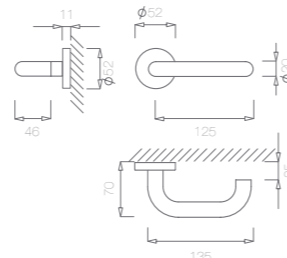
2147



(208) dourado mate golden matt

Puxador par  
Adaptador com sistema "click"  
Mola recuperadora  
Ferro quadrado de 8x100mm  
Fixação da muleta com perno M6 oculto

Lever set  
Mechanism with "click" system  
Recovery spring  
8x100mm square spindle  
Handle fixed by a M6 grub screw



2001

OCO HOLLOW

2008

2009

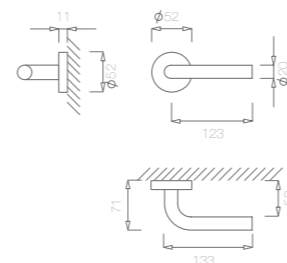
2147



(208) dourado mate golden matt

Puxador par  
Adaptador com sistema "click"  
Mola recuperadora  
Ferro quadrado de 8x100mm  
Fixação da muleta com perno M6 oculto

Lever set  
Mechanism with "click" system  
Recovery spring  
8x100mm square spindle  
Handle fixed by a M6 grub screw



2002

OCO HOLLOW

2008

2009

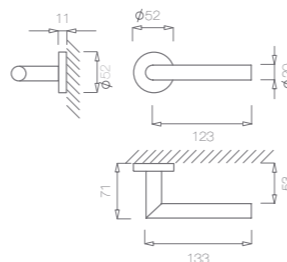
2147



(208) dourado mate golden matt

Puxador par  
Adaptador com sistema "click"  
Mola recuperadora  
Ferro quadrado de 8x100mm  
Fixação da muleta com perno M6 oculto

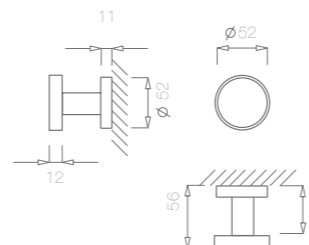
Lever set  
Mechanism with "click" system  
Recovery spring  
8x100mm square spindle  
Handle fixed by a M6 grub screw



2008

2009

2147



OCO HOLLOW 2006



(16) aço inox satinado satin stainless steel

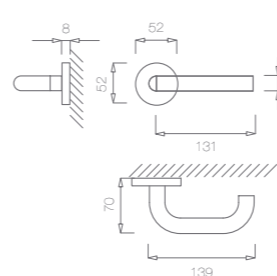
Puxador par  
Adaptador com sistema "click"  
Ferro quadrado de 8x100mm  
Fixação da muleta com perno M6 oculto

Lever set  
Mechanism with "click" system  
8x100mm square spindle  
Handle fixed by a M6 grub screw

3208

3209

2147



OCO HOLLOW 2236



(16) aço inox satinado satin stainless steel

Puxador par  
Adaptador com sistema "click"  
Mola recuperadora  
Ferro quadrado de 8x100mm  
Fixação da muleta com perno M6 oculto

Lever set  
Mechanism with "click" system  
Recovery spring  
8x100mm square spindle  
Handle fixed by a M6 grub screw



(16) aço inox satinado satin stainless steel



(141) titan titan



(142) níquelado pérola nickel pearl



(152) branco pérola white pearl



(153) preto pérola black pearl



(186) corten corten



(208) dourado mate golden matt



(16) aço inox satinado satin stainless steel

disponível/ available 2006



(141) titan titan

disponível/ available 2006



(142) níquelado pérola nickel pearl

disponível/ available 2006



(152) branco pérola white pearl

disponível/ available 2006



(153) preto pérola black pearl

2237

OCO  
HOLLOW

3208

3209

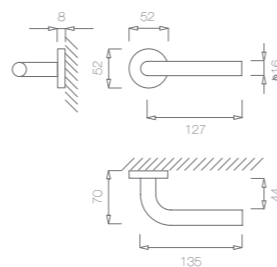
2147



(16) aço inox satinado  
satin stainless steel

Puxador par  
Adaptador com sistema "click"  
Mola recuperadora  
Ferro quadrado de 8x100mm  
Fixação da muleta com perno M6 oculto

Lever set  
Mechanism with "click" system  
Recovery spring  
8x100mm square spindle  
Handle fixed by a M6 grub screw



2238

OCO  
HOLLOW

3208

3209

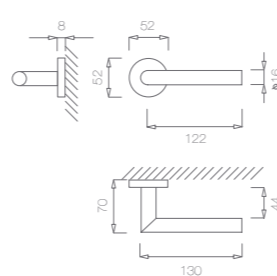
2147



(16) aço inox satinado  
satin stainless steel

Puxador par  
Adaptador com sistema "click"  
Mola recuperadora  
Ferro quadrado de 8x100mm  
Fixação da muleta com perno M6 oculto

Lever set  
Mechanism with "click" system  
Recovery spring  
8x100mm square spindle  
Handle fixed by a M6 grub screw



(16) aço inox satinado  
satin stainless steel

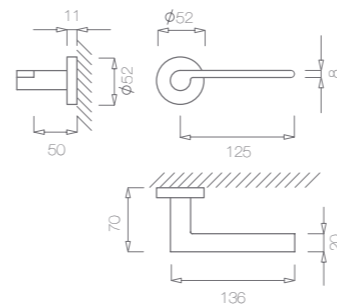
2008

2009

2147

Puxador par  
Adaptador com sistema "click"  
Mola recuperadora  
Ferro quadrado de 8x90mm  
Fixação da muleta com perno M6 oculto

Lever set  
Mechanism with "click" system  
Recovery spring  
8x90mm square spindle  
Handle fixed by a M6 grub screw



(16) aço inox satinado  
satin stainless steel

MACIÇO  
SOLID 2252

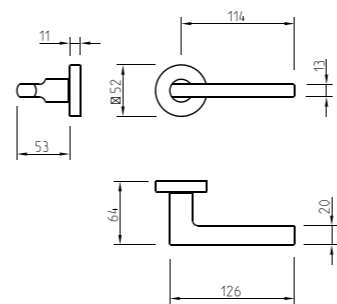
2008

2009

2147

Puxador par  
Adaptador com sistema "click"  
Mola recuperadora  
Ferro quadrado de 8x100mm  
Fixação da muleta com perno M6 oculto

Lever set  
Mechanism with "click" system  
Recovery spring  
8x100mm square spindle  
Handle fixed by a M6 grub screw



(16) aço inox satinado  
satin stainless steel

MACIÇO  
SOLID 2253

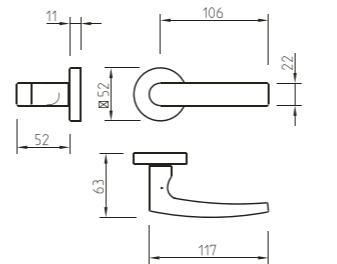
2008

2009

2147

Puxador par  
Adaptador com sistema "click"  
Mola recuperadora  
Ferro quadrado de 8x100mm  
Fixação da muleta com perno M6 oculto

Lever set  
Mechanism with "click" system  
Recovery spring  
8x100mm square spindle  
Handle fixed by a M6 grub screw



(16) aço inox satinado  
satin stainless steel

MACIÇO  
SOLID 2254



(16) aço inox satinado  
satin stainless steel



(141) titan  
titan



(142) niquelado pérola  
nickel pearl



(152) branco pérola  
white pearl



(153) preto pérola  
black pearl

// INOX · STAINLESS STEEL

# UPPER

Design vertical com forte presença visual. Ideal para quem procura imponência e estilo distintivo.

*Vertical design with strong visual presence. Ideal for those seeking boldness and distinctive style.*



857



(110) satinado efeito inox  
satin steel effect

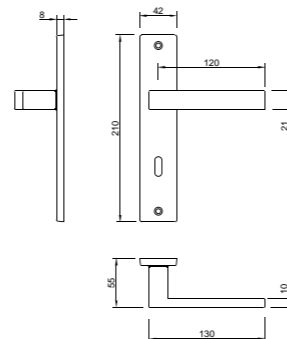
BB

PZ

WC

Puxador par  
Mola recuperadora  
Ferro quadrado de 8x100mm  
Fixo por parafuso macho/fêmea  
Sob consulta: com entrada, cilindro europeu nas dimensões pretendidas

Lever set  
Recovery spring  
8x100mm square spindle  
Fixed through a screw/nut.  
On request: with entry, european cylinder in the requested dimensions



898



(16) aço inox satinado  
satin stainless steel

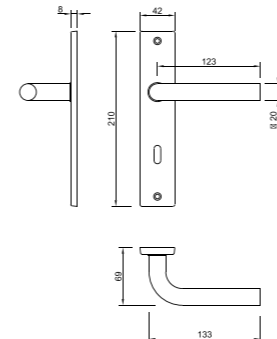
BB

PZ

WC

Puxador par  
Mola recuperadora  
Ferro quadrado de 8x100mm  
Fixo por parafuso macho/fêmea  
Sob consulta: com entrada, cilindro europeu nas dimensões pretendidas

Lever set  
Recovery spring  
8x100mm square spindle  
Fixed through a screw/nut.  
On request: with entry, european cylinder in the requested dimensions



897



(16) aço inox satinado  
satin stainless steel

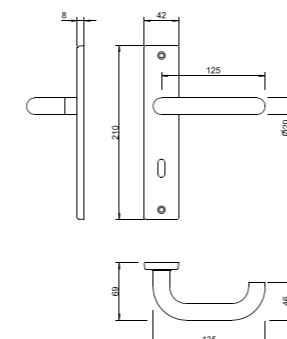
BB

PZ

WC

Puxador par  
Mola recuperadora  
Ferro quadrado de 8x100mm  
Fixo por parafuso macho/fêmea  
Sob consulta: com entrada, cilindro europeu nas dimensões pretendidas

Lever set  
Recovery spring  
8x100mm square spindle  
Fixed through a screw/nut.  
On request: with entry, european cylinder in the requested dimensions



899



(16) aço inox satinado  
satin stainless steel

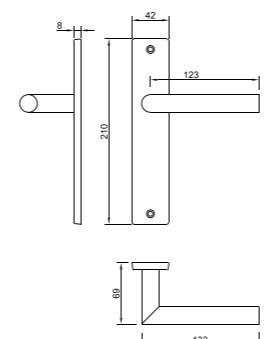
BB

PZ

WC

Puxador par  
Mola recuperadora  
Ferro quadrado de 8x100mm  
Fixo por parafuso macho/fêmea  
Sob consulta: com entrada, cilindro europeu nas dimensões pretendidas

Lever set  
Recovery spring  
8x100mm square spindle  
Fixed through a screw/nut.  
On request: with entry, european cylinder in the requested dimensions



disponível/ available

857



(16) aço inox satinado  
satin stainless steel



(110) satinado efeito inox  
satin steel effect



(141) titan  
titan



(142) níquelado pérola  
nickel pearl



(152) branco pérola  
white pearl



(153) preto pérola  
black pearl



(16) aço inox satinado  
satin stainless steel



(141) titan  
titan



(142) níquelado pérola  
nickel pearl



(152) branco pérola  
white pearl



(153) preto pérola  
black pearl

2003



(16) aço inox satinado  
satin stainless steel

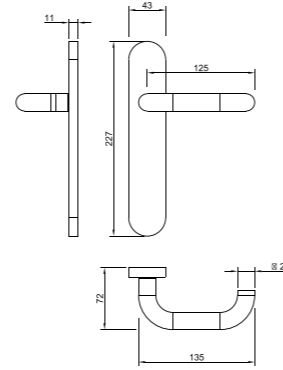
BB

PZ

2147

Puxador par corta fogo  
Mola recuperadora  
Ferro quadrado de 8x100mm  
Fixo por parafuso macho/fêmea  
Sob consulta: com entrada, cilindro euro-  
peu nas dimensões pretendidas

Lever set anti fire  
Recovery spring  
8x100mm square spindle  
Fixed through a screw/nut.  
On request: with entry, european cylinder  
in the requested dimensions



2004



(16) aço inox satinado  
satin stainless steel

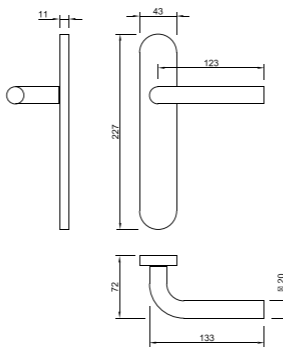
BB

PZ

2147

Puxador par corta fogo  
Mola recuperadora  
Ferro quadrado de 8x100mm  
Fixo por parafuso macho/fêmea  
Sob consulta: com entrada, cilindro euro-  
peu nas dimensões pretendidas

Lever set anti fire  
Recovery spring  
8x100mm square spindle  
Fixed through a screw/nut.  
On request: with entry, european cylinder  
in the requested dimensions



(16) aço inox satinado  
satin stainless steel

(141) titan  
titan

(142) níquelado pérola  
nickel pearl

(152) branco pérola  
white pearl

(153) preto pérola  
black pearl

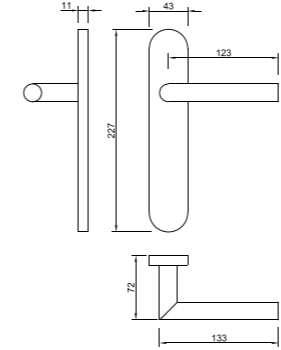
BB

PZ

2147

Puxador par corta fogo  
Mola recuperadora  
Ferro quadrado de 8x100mm  
Fixo por parafuso macho/fêmea  
Sob consulta: com entrada, cilindro euro-  
peu nas dimensões pretendidas

Lever set anti fire  
Recovery spring  
8x100mm square spindle  
Fixed through a screw/nut.  
On request: with entry, european cylinder  
in the requested dimensions



2005



(16) aço inox satinado  
satin stainless steel

(16) aço inox satinado  
satin stainless steel

(141) titan  
titan

(142) níquelado pérola  
nickel pearl

(152) branco pérola  
white pearl

(153) preto pérola  
black pearl



// INOX · STAINLESS STEEL

# CONJUNTO PRIVADO/ PASSAGEM

PRIVACY SET / PASSAGE



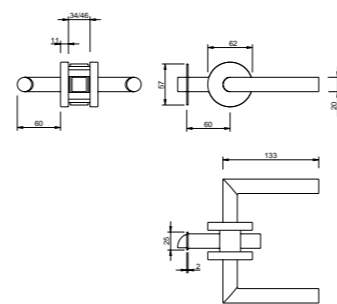
Soluções funcionais para portas interiores, com diferentes configurações de privacidade e passagem.

Functional solutions for interior doors, with different privacy and passage configurations.

2302



(16) aço inox satinado  
satin stainless steel



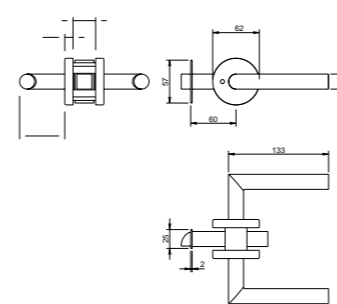
Conjunto passagem portas interiores  
Puxador com roseta Ø 62mm  
Adaptador com mola

Interior latch set (lever) - passage  
Lever with rose Ø 62mm  
Adapter with spring

2402



(153) preto pérola  
black pearl



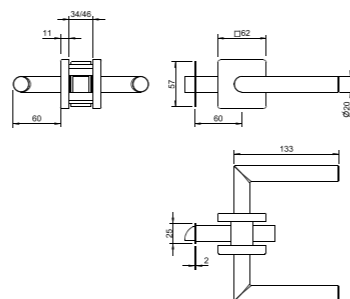
Conjunto privado para portas interiores  
Puxador com roseta Ø 62mm  
Adaptador com mola

Interior latch set (lever) - privacy  
Lever with rose Ø 62mm  
Adapter with spring

2302 Q



(16) aço inox satinado  
satin stainless steel



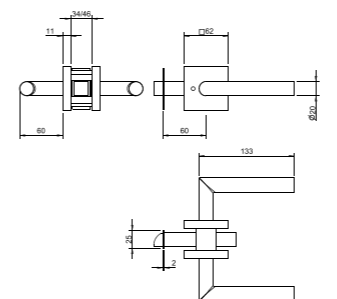
Conjunto privado para portas interiores  
Puxador com roseta Ø 62mm  
Adaptador com mola

Interior latch set (lever) - privacy  
Lever with rose Ø 62mm  
Adapter with spring

2402 Q



(16) aço inox satinado  
satin stainless steel



Conjunto privado para portas interiores  
Puxador com roseta Ø 62mm  
Adaptador com mola

Interior latch set (lever) - privacy  
Lever with rose Ø 62mm  
Adapter with spring



(16) aço inox satinado  
satin stainless steel



(141) titan



(142) níquelado pérola  
nickel pearl



(152) branco pérola  
white pearl



(153) preto pérola  
black pearl



(208) dourado mate  
golden matt



(16) aço inox satinado  
satin stainless steel



(141) titan



(142) níquelado pérola  
nickel pearl



(152) branco pérola  
white pearl



(153) preto pérola  
black pearl



(208) dourado mate  
golden matt



# ROSETAS / BOTÕES WC

## ESCUTCHEON / THUMBTURN

Gama de rosetas e botões em vários formatos,  
ideal para WC e espaços privados.

Range of escutcheons and thumbturns in various  
shapes, ideal for bathrooms and private spaces.



4220 5SQ T1/T2/T3



- 03
- 33
- 77
- 153

4230 5SQ T1/T2/T3



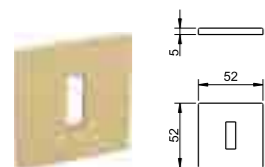
- 03
- 33
- 77
- 153

4240 5SQ T1/T2/T3



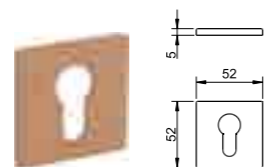
- 03
- 33
- 77
- 153

4048 5SQ



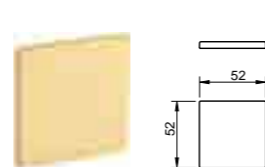
- 01
- 03
- 96
- 110
- 141
- 142
- 152
- 153
- 155
- 158
- 160
- 161
- 185
- 186
- 193

4049 5SQ



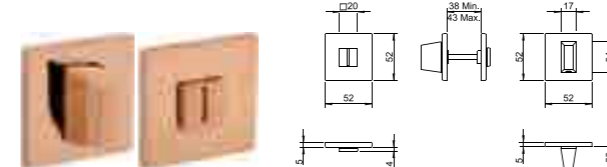
- 01
- 03
- 96
- 110
- 141
- 142
- 152
- 153
- 155
- 158
- 160
- 161
- 185
- 186
- 193

4043 5SQ



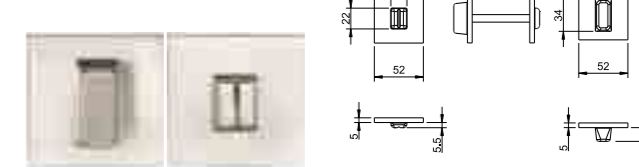
- 01
- 03
- 96
- 110
- 141
- 142
- 152
- 153
- 158
- 160
- 161
- 186

4040 5SQ



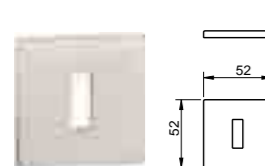
- 01
- 03
- 96
- 110
- 141
- 142
- 152
- 153
- 155
- 158
- 160
- 161
- 185
- 186
- 193

4104 5SQ



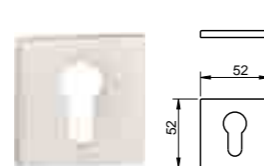
- 16
- 142
- 152
- 153

4106 5SQ



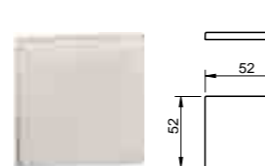
- 16
- 141
- 142
- 152
- 153

4107 5SQ



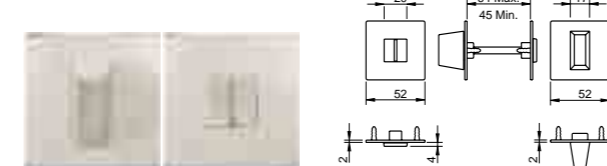
- 16
- 141
- 142
- 152
- 153

4098 5SQ



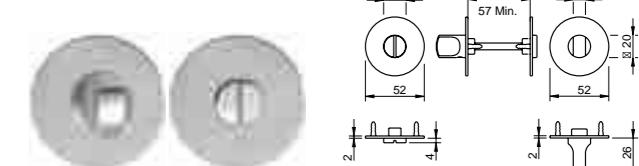
- 16
- 141
- 142
- 152
- 153

3175 MQ 2mm



- 16
- 141
- 142
- 152
- 153

3174 MR 2mm



- 16
- 141
- 142
- 152
- 153

- (01) latão polido brilhante polished brass
- (03) cromado brilhante bright chrome

- (16) aço inox satinado satin stainless steel
- (33) latão polido/satinado polished/satin brass
- (77) bronzeado mate mate antique brass
- (96) cromado satinado satin chrome
- (110) satinado efeito inox satin steel effect
- (141) titan titan
- (142) niquelado pérola nickel pearl
- (152) branco pérola white pearl

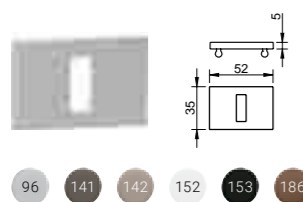
- (153) preto pérola black pearl
- (155) PVD preto cromado velvet PVD Black chrome velvet
- (193) preto pó black powder
- (158) latão puro purist brass
- (160) PVD cobre mate PVD matte copper
- (161) PVD cobre brilhante PVD shining copper
- (185) latão natural natural brass
- (186) corten corten

- (01) latão polido brilhante polished brass
- (03) cromado brilhante bright chrome

- (16) aço inox satinado satin stainless steel
- (33) latão polido/satinado polished/satin brass
- (77) bronzeado mate mate antique brass
- (96) cromado satinado satin chrome
- (110) satinado efeito inox satin steel effect
- (141) titan titan
- (142) niquelado pérola nickel pearl
- (152) branco pérola white pearl

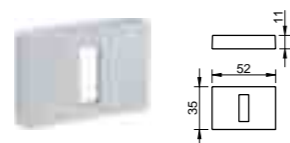
- (153) preto pérola black pearl
- (155) PVD preto cromado velvet PVD Black chrome velvet
- (193) preto pó black powder
- (158) latão puro purist brass
- (160) PVD cobre mate PVD matte copper
- (161) PVD cobre brilhante PVD shining copper
- (185) latão natural natural brass
- (186) corten corten

4085 5RE



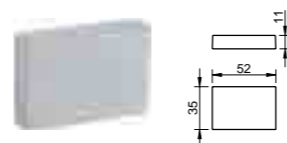
- 96 141 142 152 153 186

1985 RE/4065 RE




- 03 96 110 141 142 152 153 158

3165 RE

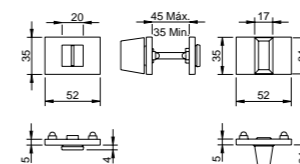


- 03 96 110 141 142 152 153

4086 5RE



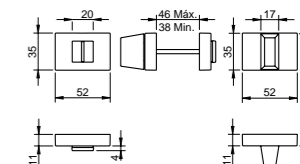
- 96 141 142 152 153



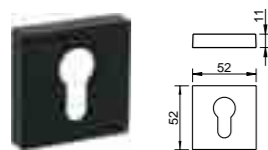
3045 RE/4075 RE



- 03 96 110 141 142 152 153 158

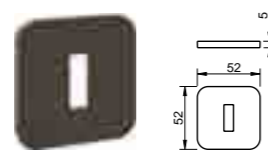


4119 Q



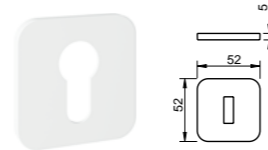
- 03 96 141 142 152 153 158

6518 5SQRC



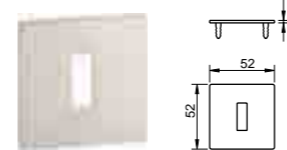
- 141 142 152 153 186

6519 5SQRC

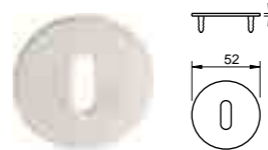


- 141 142 152 153 186

4032 MQ 2 mm / 4030 MR 2 mm



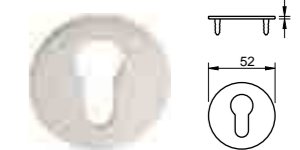
- 16 141 142 152 153



4033 MQ 2 mm / 4031 MR 2 mm



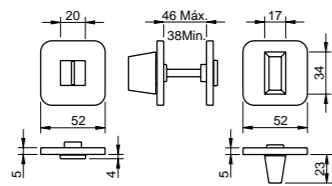
- 16 141 142 152 153



6511 5SQRC



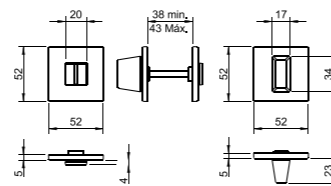
- 141 142 152 153 186



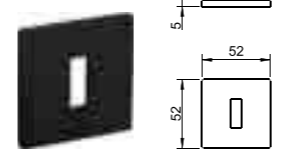
6530 5SQ



- 211 212 213

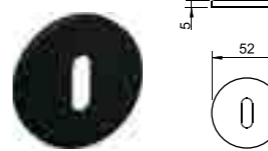


6538 5SQ



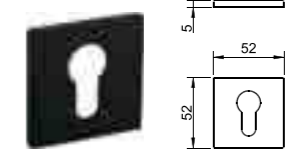
- 211 212 213

6535 5S



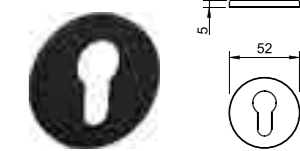
- 211 212 213

6539 5SQ

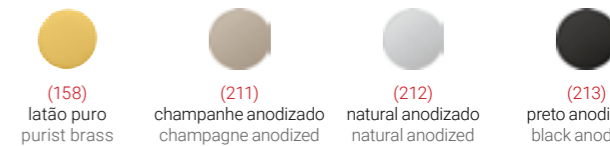
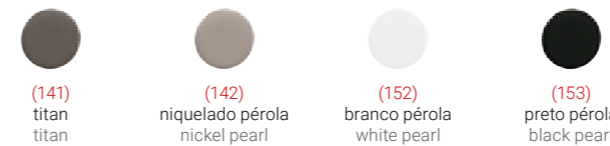
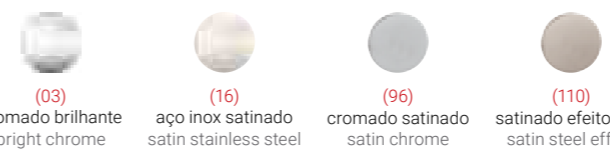

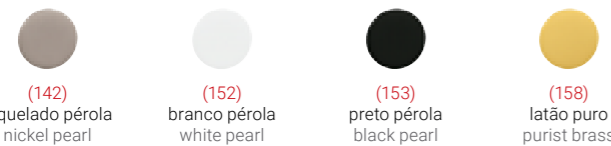



- 211 212 213

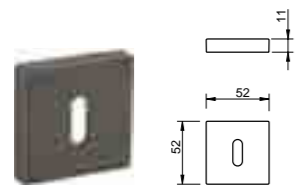
6536 5S




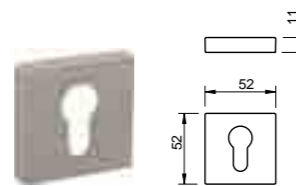
- 211 212 213




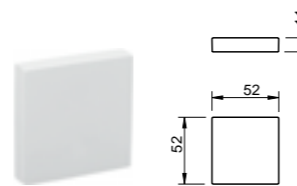
1998 Q



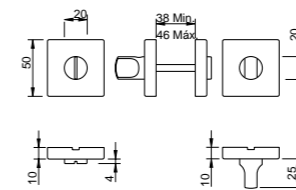

1999 Q




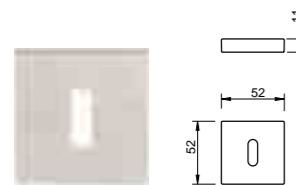
3166 Q




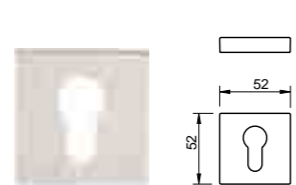
3267 Q




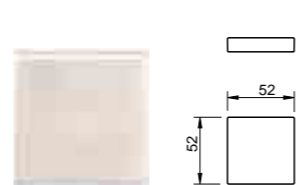
3048 Q



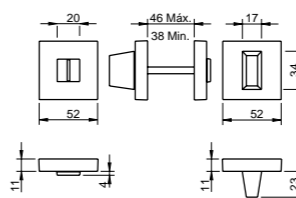

3049 Q



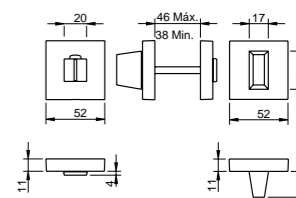

3046 Q




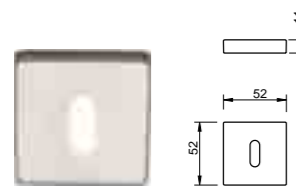
801 Q




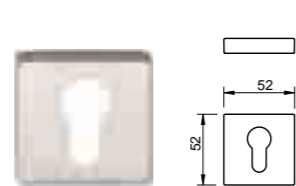
809 Q



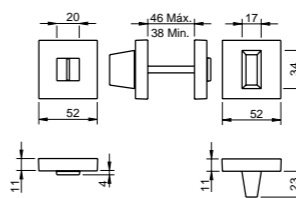

3258 Q












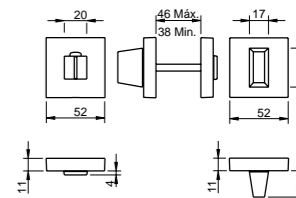

3259 Q



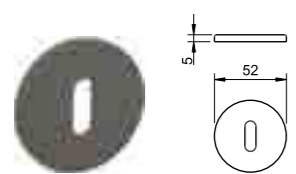
808 Q



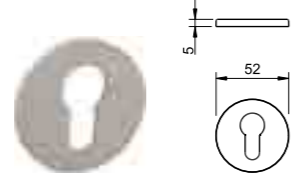
804 Q



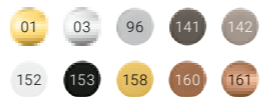
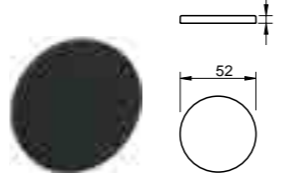
4045 5S



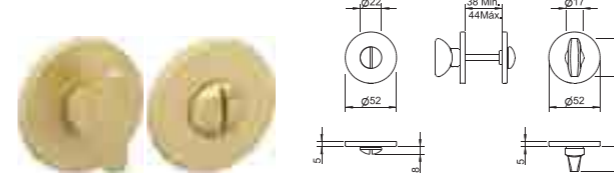
4046 5S



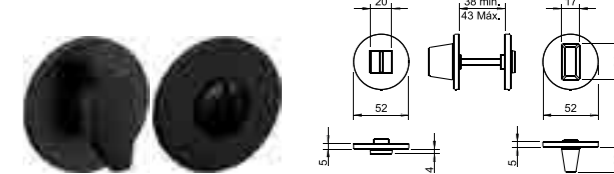
4060 5S



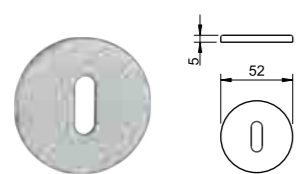
4041 5S



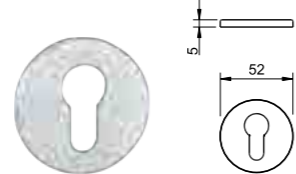
6531 5S



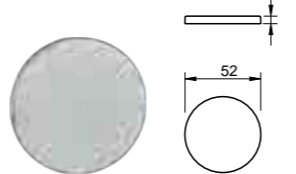
4108 5S



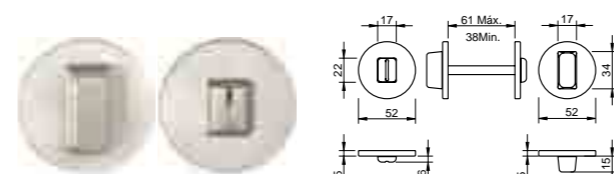
4109 5S



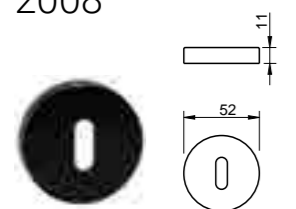
4099 5S



4105 5S



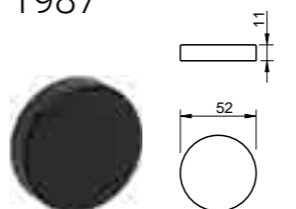
2008



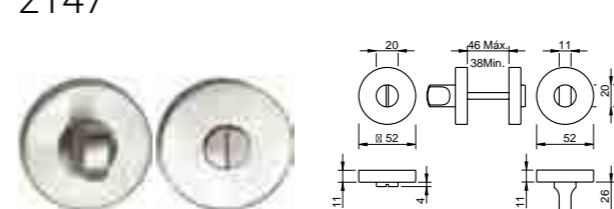
2009




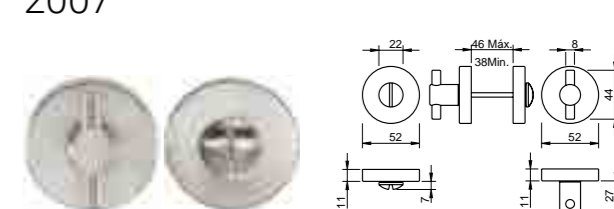
1987




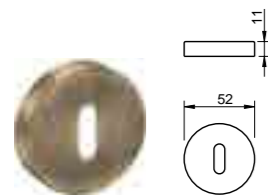
2147




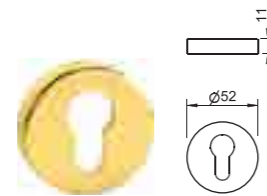
2007




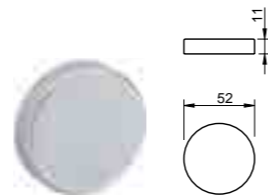
1965



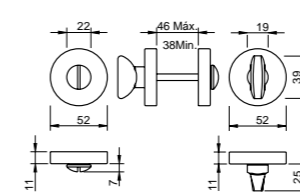

1966



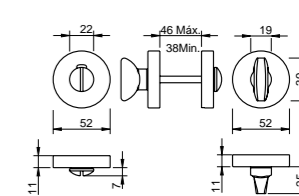

1953



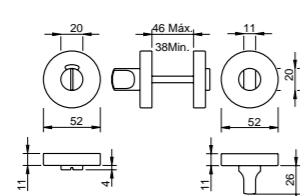
806



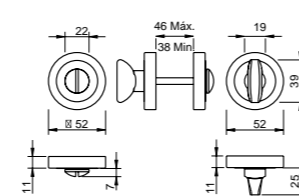
3181



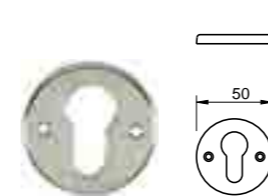
2184



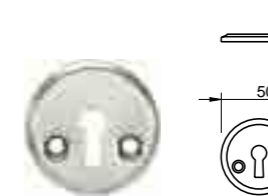
800



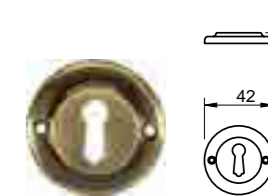
593



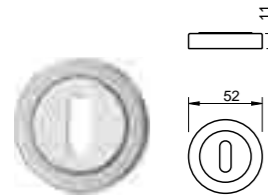
588



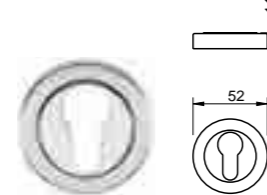
592



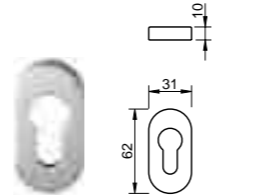
786




787




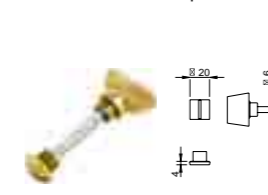
2079



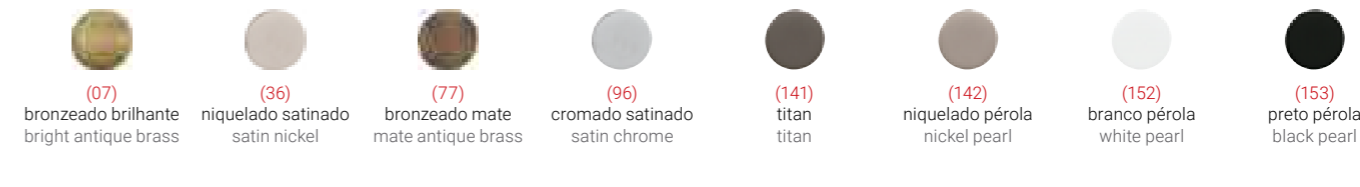
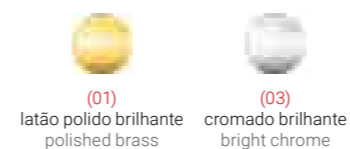
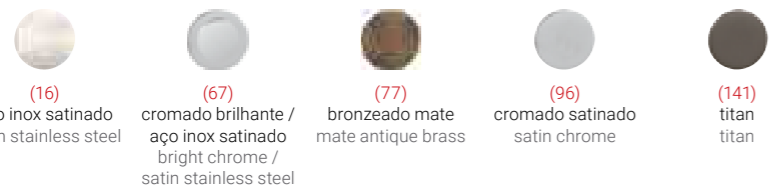
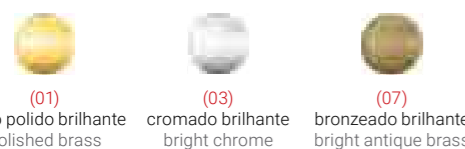

801 Sem Espelho



806 Sem Espelho



955 Sem Espelho




# FECHOS JANELA

## WINDOW HANDLE

Soluções discretas e funcionais para janelas, com formatos oval e rectangular.

Discreet and functional window handle solutions in oval and rectangular shapes.

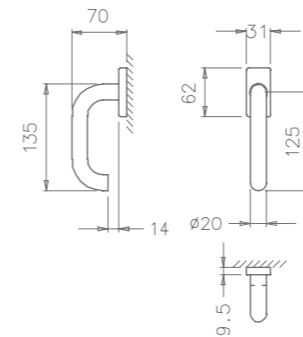
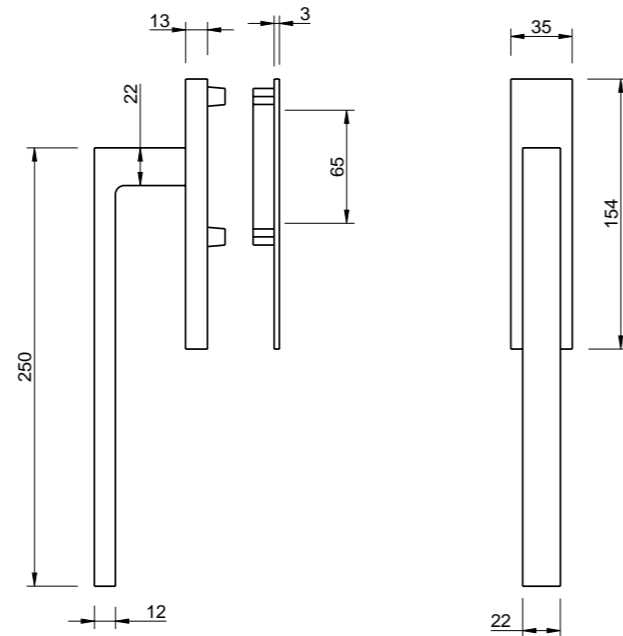


3182



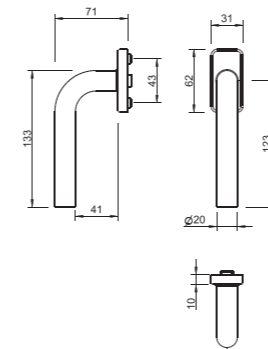
(153) preto pérola  
black pearl

Fecho para portas de correr Latch for sliding door



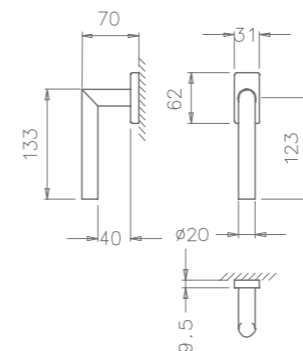
Fecho de janela  
Actiona um mecanismo interior  
Ferro quadrado 7 mm

Window handle  
Actuate an inside mechanism  
7 mm square spindle



Fecho de janela  
Actiona um mecanismo interior  
Ferro quadrado 7 mm

Window handle  
Actuate an inside mechanism  
7 mm square spindle



Fecho de janela  
Actiona um mecanismo interior  
Ferro quadrado 7 mm

Window handle  
Actuate an inside mechanism  
7 mm square spindle



2000 WRE



(16) aço inox satinado  
satin stainless steel



2001 WRE






(16) aço inox satinado  
satin stainless steel









2002 WRE



(16) aço inox satinado  
satin stainless steel

-   
 (96) cromado satinado  
satin chrome
-   
 (153) preto pérola  
black pearl
-   
 (208) dourado mate  
golden matt

-   
 (16) aço inox satinado  
satin stainless steel
-   
 (141) titan  
titan
-   
 (142) níquelado pérola  
nickel pearl
-   
 (152) branco pérola  
white pearl
-   
 (153) preto pérola  
black pearl
-   
 (208) dourado mate  
golden matt

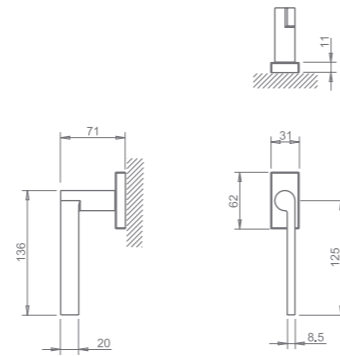


## 2252 WRE



Fecho de janela  
Aciona um mecanismo interior  
Ferro quadrado 7 mm

Window handle  
Actuate an inside mechanism  
7 mm square spindle



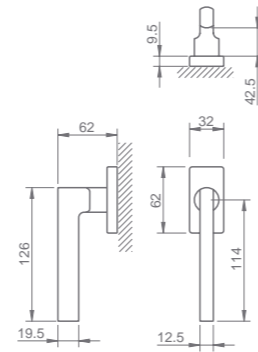
(16) aço inox satinado  
satin stainless steel

## 2253 WRE



Fecho de janela  
Aciona um mecanismo interior  
Ferro quadrado 7 mm

Window handle  
Actuate an inside mechanism  
7 mm square spindle



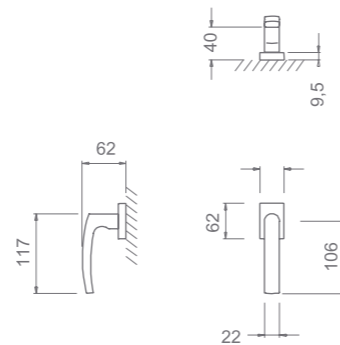
(16) aço inox satinado  
satin stainless steel

## 2254 WRE

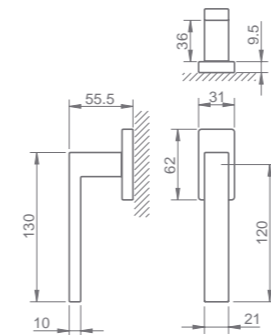


Fecho de janela  
Aciona um mecanismo interior  
Ferro quadrado 7 mm

Window handle  
Actuate an inside mechanism  
7 mm square spindle



(16) aço inox satinado  
satin stainless steel



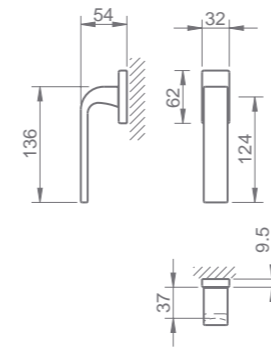
Fecho de janela  
Aciona um mecanismo interior  
Ferro quadrado 7 mm

Window handle  
Actuate an inside mechanism  
7 mm square spindle

## 2275 WRE



(96) cromado satinado  
satin chrome



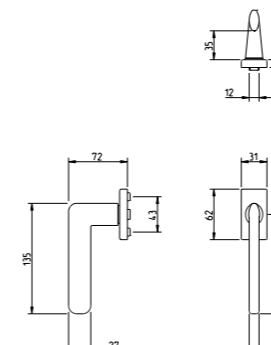
Fecho de janela  
Aciona um mecanismo interior  
Ferro quadrado 7 mm

Window handle  
Actuate an inside mechanism  
7 mm square spindle

## 2732 WRE



(96) cromado satinado  
satin chrome



Fecho de janela  
Aciona um mecanismo interior  
Ferro quadrado 7 mm

Window handle  
Actuate an inside mechanism  
7 mm square spindle

## 3098 WRE



(96) cromado satinado  
satin chrome

disponível/ available  
3098 WRE

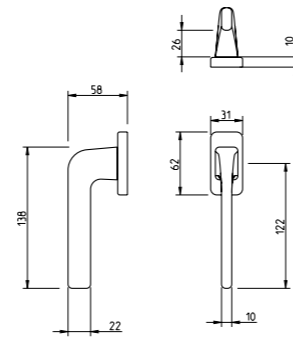


## 4007 WRE



Fecho de janela  
Aciona um mecanismo interior  
Ferro quadrado 7 mm

Window handle  
Actuate an inside mechanism  
7 mm square spindle



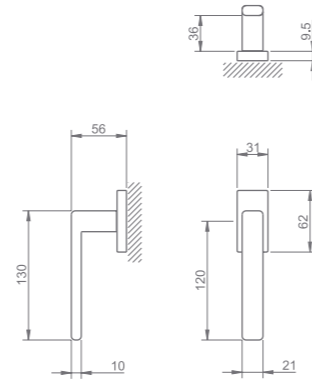
(153) preto pérola  
black pearl

## 3095 WRE



Fecho de janela  
Aciona um mecanismo interior  
Ferro quadrado 7 mm

Window handle  
Actuate an inside mechanism  
7 mm square spindle



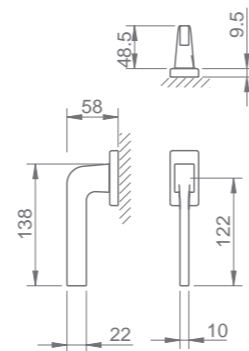
(03) cromado brilhante  
bright chrome

## 3097 WRE



Fecho de janela  
Aciona um mecanismo interior  
Ferro quadrado 7 mm

Window handle  
Actuate an inside mechanism  
7 mm square spindle



(96) cromado satinado  
satin chrome

disponível/ available  
3095 WRE/4007 WRE



(03) cromado brilhante  
bright chrome



(96) cromado satinado  
satin chrome



(141) titan  
titan



(142) níquelado pérola  
nickel pearl



(152) branco pérola  
white pearl



(153) preto pérola  
black pearl



(158) latão puro  
purist brass



(16) aço inox satinado  
satin stainless steel



(141) titan  
titan



(142) níquelado pérola  
nickel pearl



(152) branco pérola  
white pearl



(153) preto pérola  
black pearl



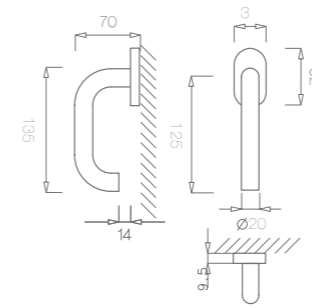
(208) dourado mate  
golden matt

## 2000 WOV



Fecho de janela  
Aciona um mecanismo interior  
Ferro quadrado 7 mm

Window handle  
Actuate an inside mechanism  
7 mm square spindle



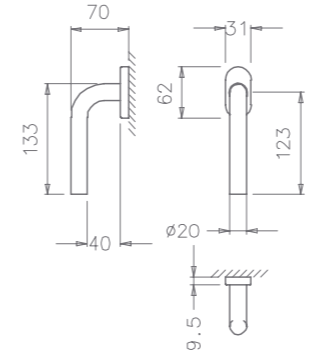
(16) aço inox satinado  
satin stainless steel

## 2001 WOV



Fecho de janela  
Aciona um mecanismo interior  
Ferro quadrado 7 mm

Window handle  
Actuate an inside mechanism  
7 mm square spindle



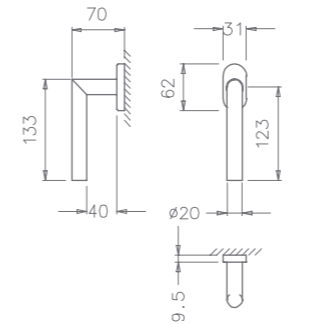
(16) aço inox satinado  
satin stainless steel

## 2002 WOV



Fecho de janela  
Aciona um mecanismo interior  
Ferro quadrado 7 mm

Window handle  
Actuate an inside mechanism  
7 mm square spindle

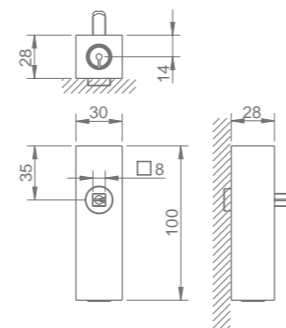


(16) aço inox satinado  
satin stainless steel



Fecho janela de segurança  
Bloqueados por chave  
Ref. 3991/2002 - muleta ref. 2002

Security window handle mechanism  
Locked by key  
Ref. 3991/2002 - handle ref. 2002



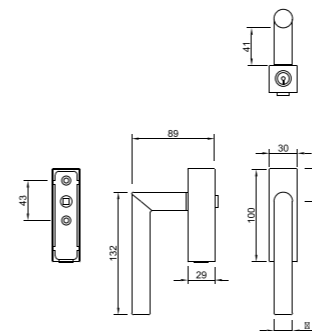
3991/2002



(16) aço inox satinado  
satin stainless steel

Fecho janela de segurança  
Bloqueados por chave  
Ref. 3991/2002 - muleta ref. 2002

Security window handle mechanism  
Locked by key  
Ref. 3991/2002 - handle ref. 2002



3992/4002



(158) purist brass  
purist brass

disponível/ available  
3992/4002



(01) latão polido brilhante  
polished brass

disponível/ available  
3992/4002



(03) cromado brilhante  
bright chrome

disponível/ available  
3991/2002



(16) aço inox satinado  
satin stainless steel

disponível/ available  
3992/4002



(96) cromado satinado  
satin chrome

disponível/ available  
3991/2002



(141) titan

disponível/ available  
3991/2002



(142) níquelado pérola  
nickel pearl

disponível/ available  
3991/2002



(152) branco pérola  
white pearl



(153) preto pérola  
black pearl

disponível/ available  
3992/4002



(158) latão puro  
purist brass

disponível/ available  
3991/2002



(208) dourado mate  
golden matt

# PORTAS DE CORRER

## SLIDING DOORS

Design simplificado e variedade de acabamentos para portas de correr elegantes e funcionais.

Simplified design and a variety of finishes for elegant and functional sliding doors.



Para portas de correr  
To sliding doors



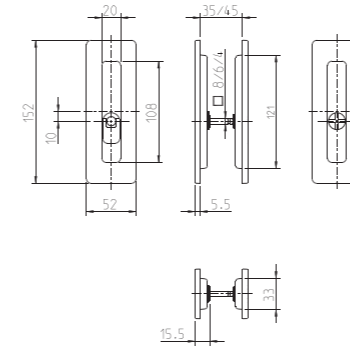
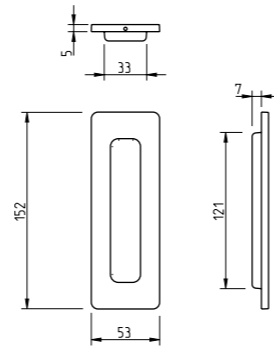
4181



Asa de embutir -  
SEM ENTRADA

Flush handle -  
WITHOUT ENTRY

(01) latão polido brilhante  
polished brass



Asa de embutir -  
ENTRADA WC

Flush handle -  
WC ENTRY

4181 WC



(158) latão puro  
purist brass

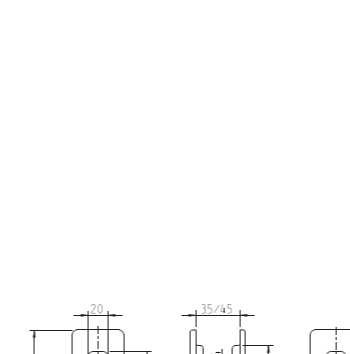
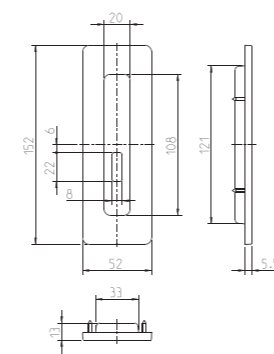
4181 BB



Asa de embutir -  
ENTRADA BB

Flush handle -  
BB ENTRY

(03) cromado brilhante  
bright chrome



Asa de embutir -  
ENTRADA WC Livre/Ocupado

Flush handle -  
Free/Occupied WC ENTRY

4181 WC L/O



(153) preto pérola  
black pearl

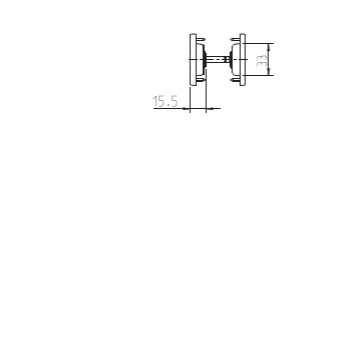
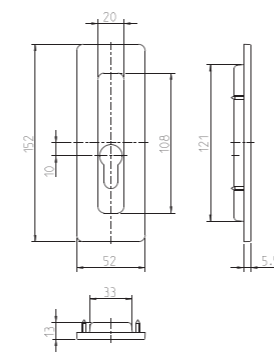
4181 PZ



Asa de embutir -  
ENTRADA PZ

Flush handle -  
PZ ENTRY

(142) niquelado pérola  
nickel pearl



(01)  
latão polido brilhante  
polished brass



(03)  
cromado brilhante  
bright chrome



(96)  
cromado satinado  
satin chrome



(141)  
titan



(142)  
niquelado pérola  
nickel pearl



(152)  
branco pérola  
white pearl



(153)  
preto pérola  
black pearl



(158)  
latão puro  
purist brass

disponível/ available  
4181



(185)  
latão natural  
natural brass



(186)  
corten  
corten



(01)  
latão polido brilhante  
polished brass



(03)  
cromado brilhante  
bright chrome



(96)  
cromado satinado  
satin chrome



(141)  
titan



(142)  
niquelado pérola  
nickel pearl



(152)  
branco pérola  
white pearl



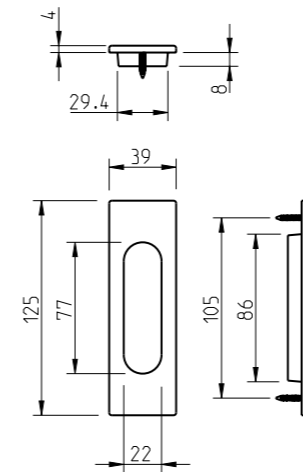
(153)  
preto pérola  
black pearl



(158)  
latão puro  
purist brass



(186)  
corten  
corten

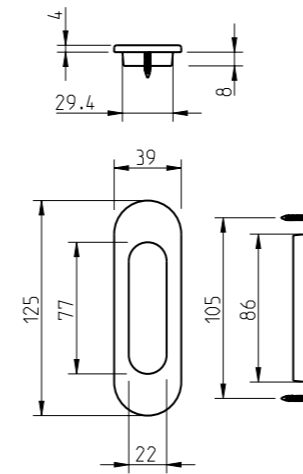


Asa de embutir  
Flush handle

4053



(03) cromado brilhante  
bright chrome



Asa de embutir  
Flush handle

4052



(153) preto pérola  
black pearl



(01) latão polido brilhante  
polished brass



(03) cromado brilhante  
bright chrome



(96) cromado satinado  
satin chrome



(141) titan  
titan



(142) niquelado pérola  
nickel pearl



(152) branco pérola  
white pearl



(153) preto pérola  
black pearl



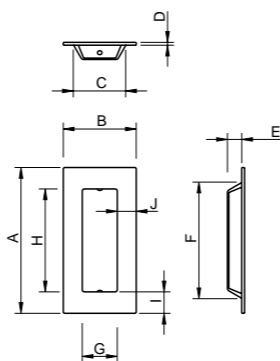
(158) latão puro  
purist brass

1696/2639/2651



(16) aço inox satinado  
satin stainless steel

Asa de embutir  
Flush handle



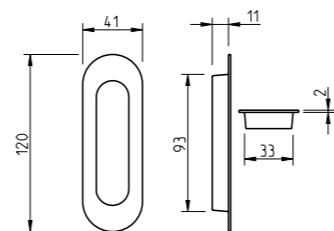
REF	A	B	C	D	E	F	G	H	I	J
1696	102	51	37	2	10	82	24	72	15	13
2651	150	70	58	2	13	138	46	126	12	12
2639	300	55	35	2	15	280	25	230	35	15

1695



(186) corten  
corten

Asa de embutir  
Flush handle

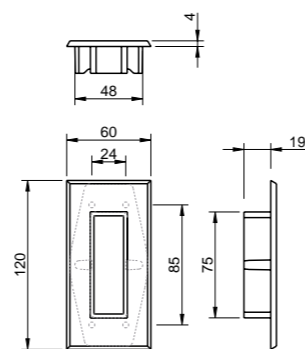


2650



(141) titan  
titan

Asa de embutir  
Flush handle



disponível/ available  
2650



(03)

cromado brilhante  
bright chrome

disponível/ available  
1696/2639/2651/1695



(16)

aço inox satinado  
satin stainless steel

disponível/ available  
2650



(96)

cromado satinado  
satin chrome



(141)

titan  
titan



(142)

niquelado pérola  
nickel pearl



(152)

branco pérola  
white pearl



(153)

preto pérola  
black pearl

disponível/ available  
1696/2639/2651/1695



(186)

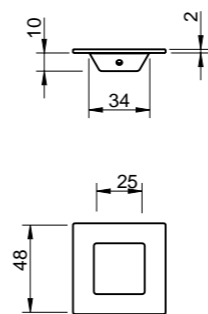
corten  
corten

disponível/ available  
1696/2639/2651/1695



(208)

dourado mate  
golden matt



Asa de embutir  
Flush handle

2187



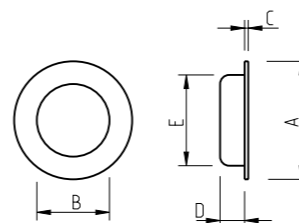
(16) aço inox satinado  
satin stainless steel

1666/1667/1668

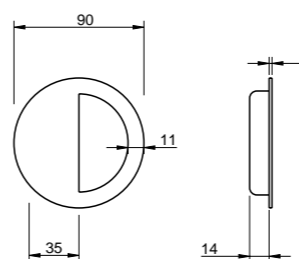


(16) aço inox satinado  
satin stainless steel

Asa de embutir  
Flush handle



REF	ØA	ØB	C	D	ØE
1666	65	40	1,5	14	43
1667	51	27	3	12	40
1668	40	26	2	12	26



Asa de embutir  
Flush handle

1697



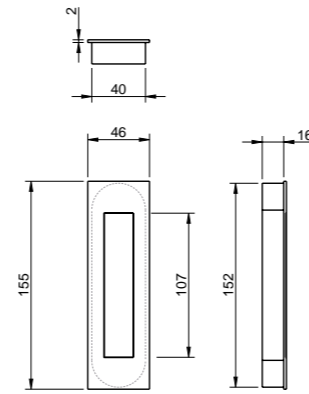
(16) aço inox satinado  
satin stainless steel

3076



Asa de embutir com tampa de mola  
Flush handle with spring cover

(16) aço inox satinado  
satin stainless steel

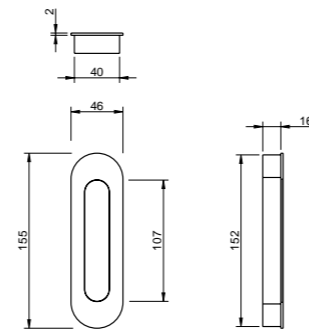


3075



Asa de embutir com tampa de mola  
Flush handle with spring cover

(16) aço inox satinado  
satin stainless steel

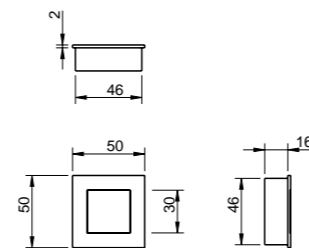


3078



Asa de embutir com tampa de mola  
Flush handle with spring cover

(16) aço inox satinado  
satin stainless steel

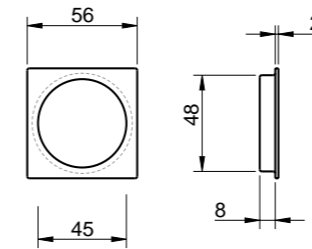
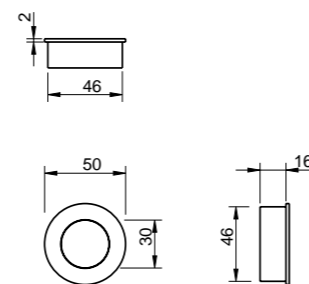


3077



Asa de embutir com tampa de mola  
Flush handle with spring cover

(16) aço inox satinado  
satin stainless steel

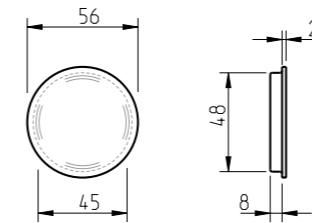


Asa de embutir  
Flush handle



4127

(03) cromado brilhante  
bright chrome

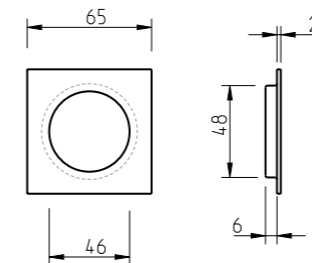


Asa de embutir  
Flush handle



4129

(03) cromado brilhante  
bright chrome

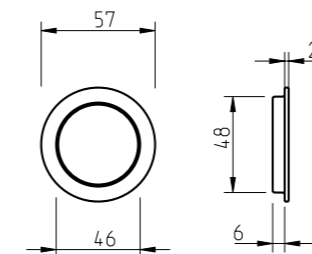


Asa de embutir  
Flush handle



4126

(186) corten  
corten



Asa de embutir  
Flush handle



4128

(16) aço inox satinado  
satin stainless steel



(16) aço inox satinado  
satin stainless steel

disponível/ available  
4127/4129



(03) cromado brilhante  
bright chrome

disponível/ available  
4126/4128



(16) aço inox satinado  
satin stainless steel

disponível/ available  
4126/4128



(141) titan  
titan

disponível/ available  
4126/4128



(142) níquelado pérola  
nickel pearl

disponível/ available  
4126/4128



(152) branco pérola  
white pearl

disponível/ available  
4126/4128



(153) preto pérola  
black pearl

disponível/ available  
4126/4128



(186) corten  
corten

disponível/ available  
4126/4128



(208) dourado mate  
golden matt

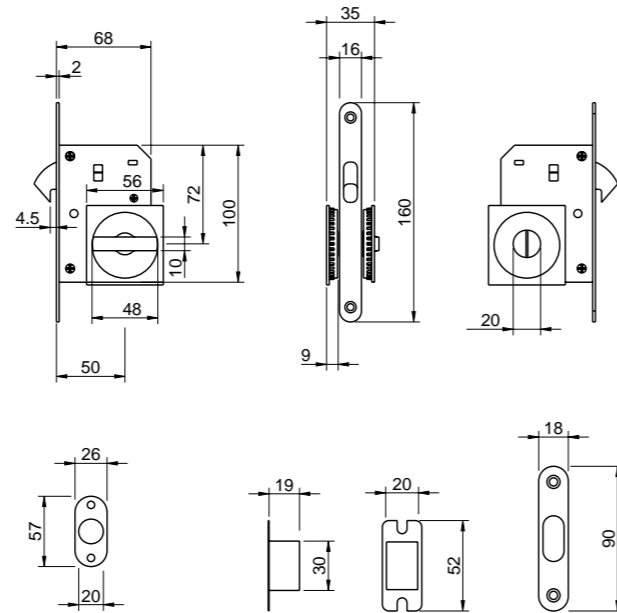


# 3863 Q



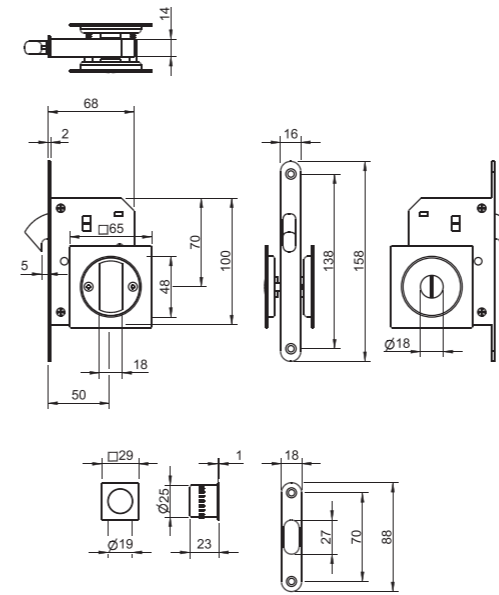
(01) latão polido brilhante  
polished brass

Fechadura para portas de correr  
Sliding doors locks



Fechadura para portas de correr  
Sliding doors locks

# 2849 Q



(153) preto pérola  
black pearl

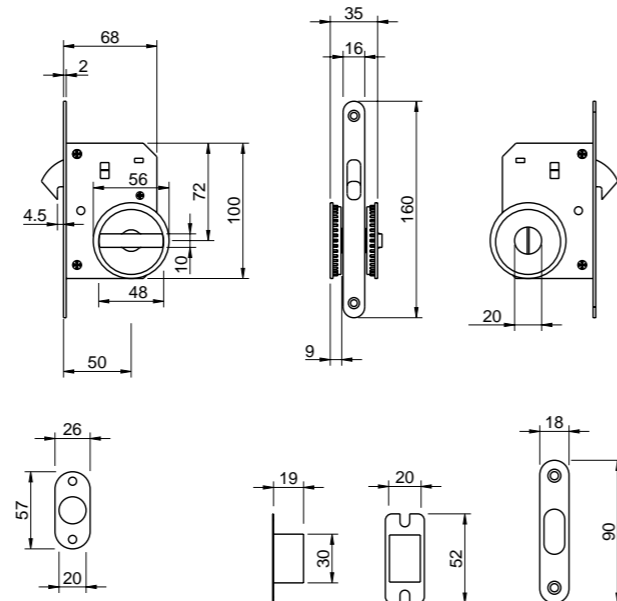


# 3862



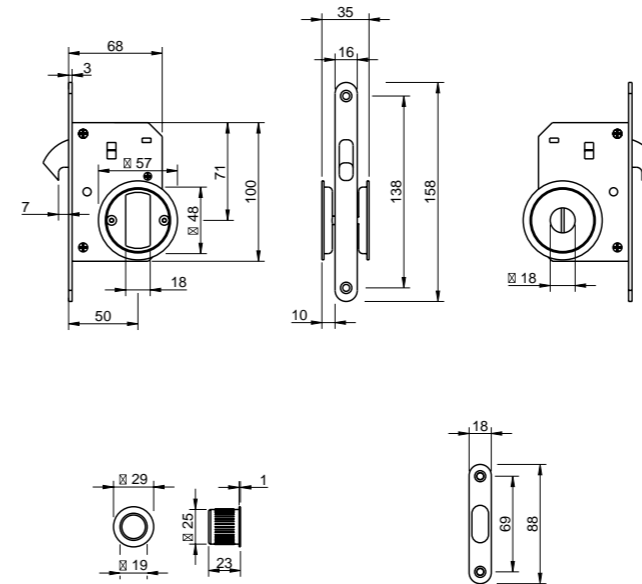
(01) latão polido brilhante  
polished brass

Fechadura para portas de correr  
Sliding doors locks





Fechadura para portas de correr  
Sliding doors locks








# 2850



(186) corten  
corten



-  (01) latão polido brilhante  
polished brass
-  (03) cromado brilhante  
bright chrome

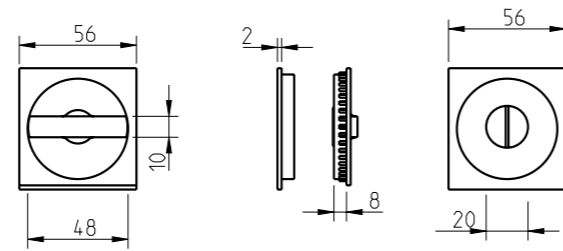
-  (16) aço inox satinado  
satin stainless steel
-  (141) titan  
titan
-  (142) níquelado pérola  
nickel pearl
-  (152) branco pérola  
white pearl
-  (153) preto pérola  
black pearl
-  (186) corten  
corten
-  (208) dourado mate  
golden matt

3854 Q

Conjunto botão WC para portas de correr  
WC button set for sliding doors



(01) latão polido brilhante  
polished brass

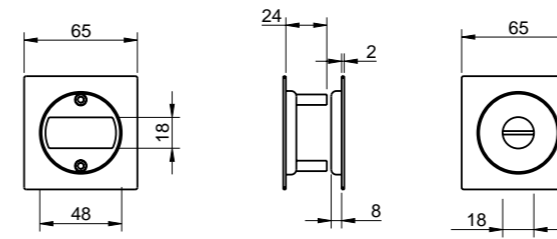


Conjunto botão WC para portas de correr  
WC button set for sliding doors

3857 Q



(153) preto pérola  
black pearl

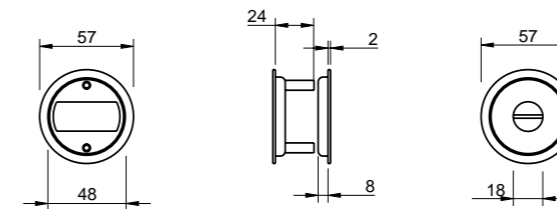


Conjunto botão WC para portas de correr  
WC button set for sliding doors

3858



(16) aço inox satinado  
satin stainless steel

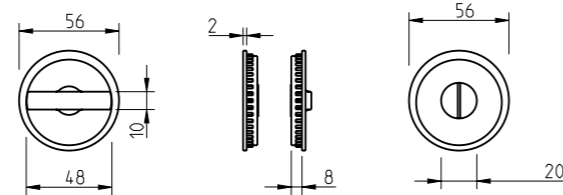


3855

Conjunto botão WC para portas de correr  
WC button set for sliding doors



(01) latão polido brilhante  
polished brass

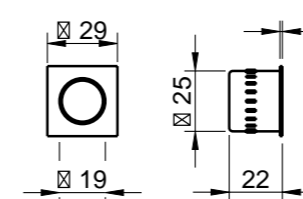


Dedal para fechadura portas de correr  
Embedded knob for sliding doors

3865 Q



(153) preto pérola  
black pearl

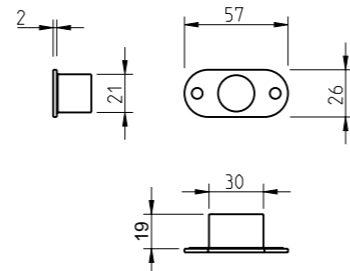


3864

Conjunto botão WC para portas de correr  
WC button set for sliding doors



(01) latão polido brilhante  
polished brass

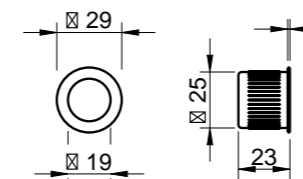


Dedal para fechadura portas de correr  
Embedded knob for sliding doors

3866



(16) aço inox satinado  
satin stainless steel



(01) latão polido brilhante  
polished brass



(03) cromado brilhante  
bright chrome



(16) aço inox satinado  
satin stainless steel



(141) titan  
titan



(142) níquelado pérola  
nickel pearl



(152) branco pérola  
white pearl



(153) preto pérola  
black pearl



(186) corten  
corten



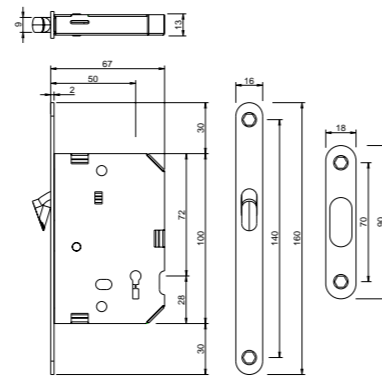
(208) dourado mate  
golden matt

3851

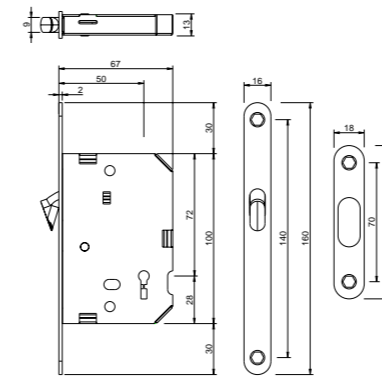


Fechadura para portas de correr - BB  
Sliding doors lock - BB

(01) latão polido brilhante  
polished brass



Fechadura para portas de correr - BB  
Sliding doors lock - BB



3860



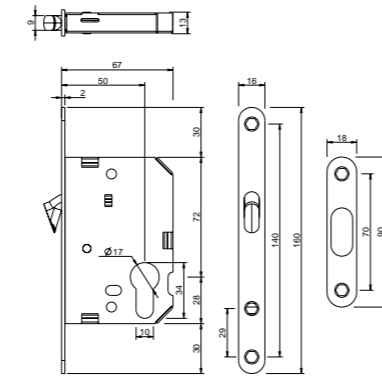
(153) preto pérola  
black pearl

3852

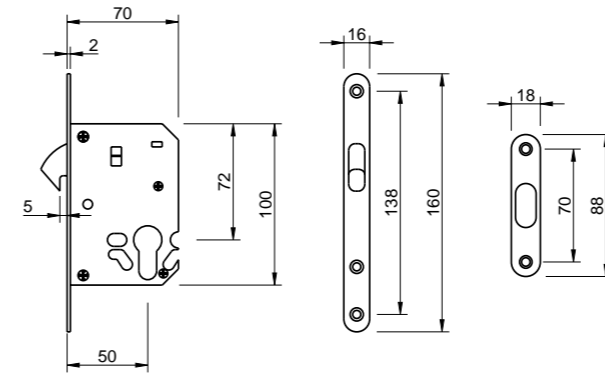


Fechadura para portas de correr - PZ  
Sliding doors lock - PZ

(01) latão polido brilhante  
polished brass



Fechadura para portas de correr - PZ  
Sliding doors lock - PZ



3856



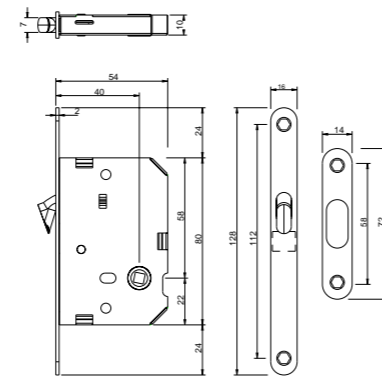
(153) preto pérola  
black pearl

3853

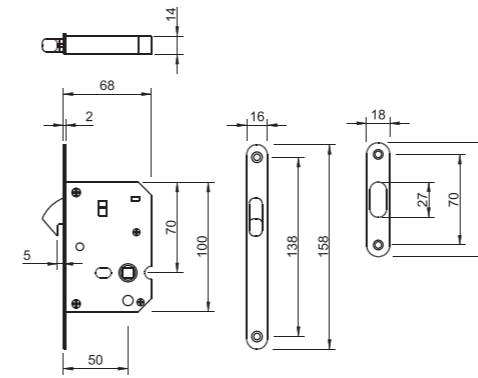


Fechadura para portas de correr - WC  
Sliding doors lock - WC

(01) latão polido brilhante  
polished brass



Fechadura para portas de correr - WC  
Sliding doors lock - WC



3859



(142) niquelado pérola  
nickel pearl

- (01) latão polido brilhante  
polished brass
- (03) cromado brilhante  
bright chrome

- (16) aço inox satinado  
satin stainless steel
- (141) titan  
titan
- (142) niquelado pérola  
nickel pearl
- (152) branco pérola  
white pearl
- (153) preto pérola  
black pearl
- (186) corten  
corten
- (208) dourado mate  
golden matt

# ASAS INTERIORES & PUXADORES MÓVEIS

## INTERIOR AND FURNITURE HANDLES

Puxadores embutidos e móveis para mobiliário e portas, com soluções práticas e minimalistas.

Recessed and mobile pulls for furniture and doors, offering practical and minimalist solutions.

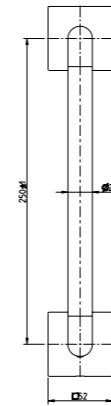




Asa  
Aplicação simples ou par

Pull handle  
Available as single or pairs sets

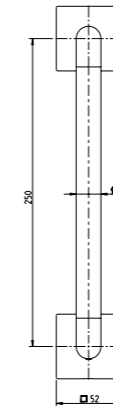
4191 5SQ



SIMPLES / SINGLE



PAR / PAIRS



SIMPLES / SINGLE



PAR / PAIRS

Asa  
Aplicação simples ou par

Pull handle  
Available as single or pairs sets

4191 5S

(03) cromado brilhante  
bright chrome



(03) cromado brilhante  
bright chrome



(03) cromado brilhante  
bright chrome



(96) cromado satinado  
satin chrome



(141) titan  
titan



(142) niquelado pérola  
nickel pearl



(153) preto pérola  
black pearl



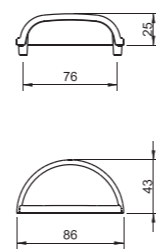
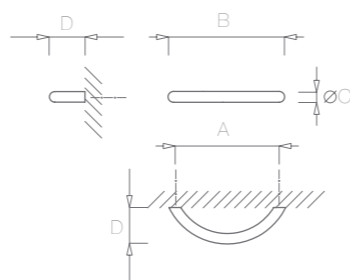
(158) latão puro  
purist brass

## 1608/1609/1610



Asa curva de Ø10mm  
Fácil aplicação com dois parafusos  
M4x25mm  
Inclui acessórios de fixação

Asymmetrical pull Ø10mm  
Easy to assemble with two screws  
M4x25mm  
Attachments included



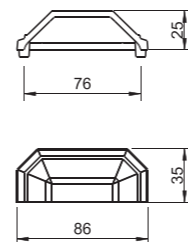
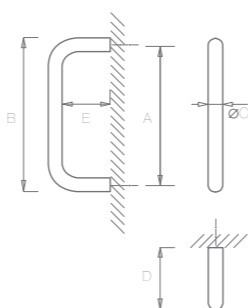
REF	A	B	ØC	D
1608	96	114	10	35
1609	128	148	10	35
1610	160	180	10	35

## 1604/1605/1625/1626



Asa de Ø8/Ø10mm  
Fácil aplicação com dois parafusos  
M4x25mm  
Inclui acessórios de fixação

Pull Ø8/Ø10mm  
Easy to assemble with two screws  
M4x25mm  
Attachments included



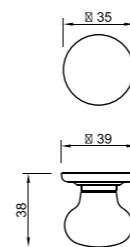
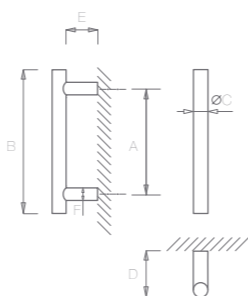
REF	A	B	ØC	D	E
1604	96	104	8	30	22
1605	128	136	8	30	22
1625	96	106	10	35	20
1626	128	138	10	35	20

## 1600/1601/1603



Asa de Ø10mm. Duas bases  
Fácil aplicação com dois parafusos  
M4x25mm.  
Inclui acessórios de fixação

Pull Ø10mm. Two bases  
Easy to assemble with two screws  
M4x25mm.  
Attachments included



REF	A	B	ØC	D	E	F
1600	96	160	10	32	22	8
1601	128	192	10	32	22	8
1603	192	256	10	32	22	8

338



Asa para móvel  
Fixação com dois parafusos  
8-32 UNC x 25 mm

Cabinet pull  
Assembled by two screws  
8-32 UNC x 25 mm.

353



Asa para móvel  
Fixação com dois parafusos  
8-32 UNC x 25 mm



Cabinet pull  
Assembled by two screws  
8-32 UNC x 25 mm.

405/1



Puxador para mobiliário  
Punho em porcelan  
Espelho de Ø39mm  
A fixar com parafuso central  
M4x25mm

Cabinet lever  
Porcelain knobs  
Roses Ø39mm.  
Fixed by a central screw M4x25mm



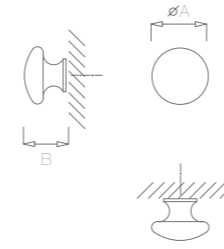
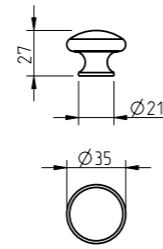
594



(03) cromado brilhante  
bright chrome

Puxador simples  
Fixo com parafuso central  
M4x25mm

Simple cabinet lever  
Fixed by a central screw  
M4x25mm



Puxador simples  
Fixo com parafuso central  
M4x25mm

REF	ØA	B
2217	35	27
2218	30	25

Simple cabinet lever  
Fixed by a central screw M4x25mm

2217/2218



(16) aço inox satinado  
satin stainless steel

1618/1619/1620

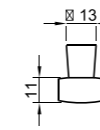
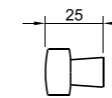
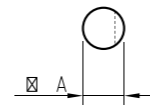
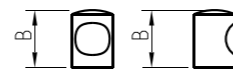


(16) aço inox satinado  
satin stainless steel

Puxador simples  
Fixo com parafuso central  
M4x25mm

Simple cabinet lever  
Fixed by a central screw  
M4x25mm

REF	ØA	B
1618	15	26
1619	20	28
1620	25	30



Puxador para móvel  
Linha quadrada  
A fixar com parafuso central

REF	A	B	C
1956	20	25	14
1957	25	30	17

Cabinet lever  
Square line  
Fixed by a central screw M4x40mm

1956/1957



(36) níquel satinado  
satin nickel

1614/1615/3070

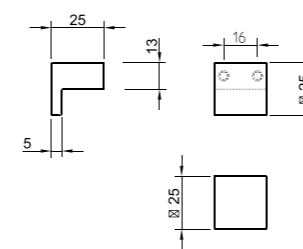
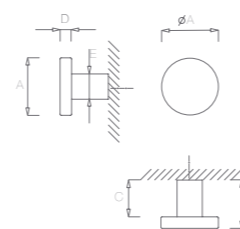


(16) aço inox satinado  
satin stainless steel

Puxador simples  
Fixo com parafuso central  
M4x25mm

Simple cabinet lever  
Fixed by a central screw  
M4x25mm

REF	ØA	B	C	D	E
1614	25	21	16	5	14
1615	20	21	16	5	11
3070	30	21	16	5	15



Puxador para móvel  
Linha quadrada  
A fixar com parafuso central

REF	A	B	C	D	E
2586	25	25	12,25	5	16
2587	30	30	15	5	16

Cabinet lever  
Square line  
Fixed by a central screw M4x40mm

2586/2587

Design: Bernardo Brito, Arq.



(16) aço inox satinado  
satin stainless steel

disponível/ available



594

(01)

latão polido brilhante  
polished brass

disponível/ available



594

(03)

cromado brilhante  
bright chrome

disponível/ available

1618/1619/1620  
1614/1615/3070



(16)

aço inox satinado  
satin stainless steel

disponível/ available

1618/1619/1620  
1614/1615/3070



(141)

titan  
titan

disponível/ available

1618/1619/1620  
1614/1615/3070



(142)

niquelado pérola  
nickel pearl

disponível/ available

1618/1619/1620  
1614/1615/3070



(152)

branco pérola  
white pearl

disponível/ available


1618/1619/1620  
1614/1615/3070



(153)

preto pérola  
black pearl

disponível/ available



594

(158)

latão puro  
purist brass

disponível/ available

1618/1619/1620  
1614/1615/3070



(186)

corten  
corten

disponível/ available




1956/1957

(03)

cromado brilhante  
bright chrome

disponível/ available



1956/1957

(36)

niquelado satinado  
satin nickel

disponível/ available

2217/2218  
2586/2587



(16)

aço inox satinado  
satin stainless steel



(141)

titan  
titan



(142)

niquelado pérola  
nickel pearl

disponível/ available

2217/2218  
2586/2587



(152)


branco pérola  
white pearl



(153)

preto pérola  
black pearl

disponível/ available



1956/1957

(158)

latão puro  
purist brass

disponível/ available

2217/2218  
2586/2587



(186)

corten  
corten



2

# PE – EH

## PUXADORES EXTERIOR – EXTERIOR HANDLES

206 Golem Line

210 Puxadores para portas de alumínio  
Handles for aluminum doors

214 Asas Exterior  
Exterior Handle



// ZAMAK

# GOLEM

Linha desenvolvida para garantir segurança elevada, com design robusto e cilindro protetor. Ideal para entradas principais e ambientes com exigência de proteção reforçada.

A line developed to ensure high-level security, featuring a robust design and protective cylinder. Ideal for main entrances and environments requiring enhanced protection.

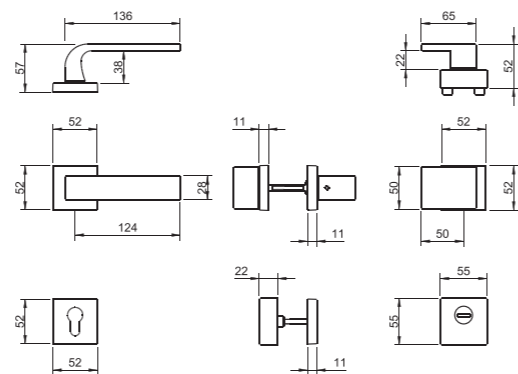


Certificação classe 3  
Certification resistance class 3

# 3230 Q/2732 (v/3098/4153/4152/3097)



(96) cromado satinado  
satin chrome

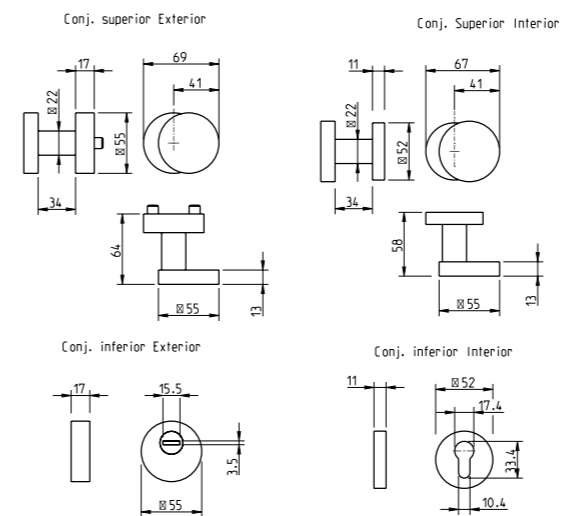


Puxador par de alta segurança  
Grau de resistência classe 3  
Disponível versão fixo/móvel e  
móvel/móvel com muleta

High security lever set  
Resistance class 3  
Available versions fixed/flexible  
and flexible/flexible with handle

Disponível em várias versões  
de muletas

Available in different handles  
versions

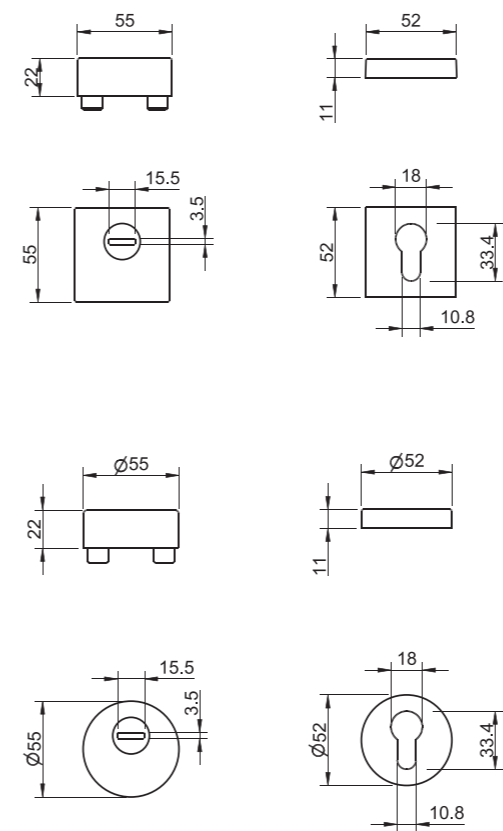


Puxador par de alta segurança  
Grau de resistência classe 3  
Disponível versão fixo/móvel e móvel/móvel com muleta



(96) cromado satinado  
satin chrome

High security lever set  
Resistance class 3  
Available versions fixed/flexible and flexible/flexible with handle



# 3231 Q



(96) cromado satinado  
satin chrome

Espelho chave par redondo Round key entry set

# 3232



(96) cromado satinado  
satin chrome

Espelho chave par redondo Round key entry set



# PUXADORES PARA PORTAS DE ALUMÍNIO

## HANDLES FOR ALUMINIUM DOORS

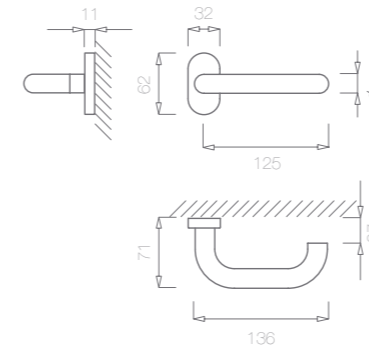
Soluções compatíveis com portas de alumínio, combinando resistência mecânica e variedade de acabamentos. Pensadas para durabilidade e integração estética.

Solutions compatible with aluminium doors, combining mechanical strength with a variety of finishes. Designed for durability and aesthetic integration.





Puxador par para porta de alumínio  
Espelho oval  
Mola recuperadora  
Ferro quadrado de 8x100mm  
Adaptador metálico



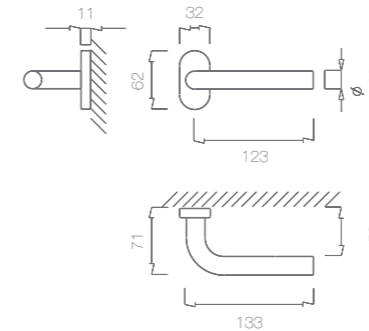
Lever set for aluminium door  
Oval escutcheon  
Recuperating spring  
8x100mm square spindle  
Metallic adapter



2070

(141) titan  
titan

Puxador par para porta de alumínio  
Espelho oval  
Mola recuperadora  
Ferro quadrado de 8x100mm  
Adaptador metálico



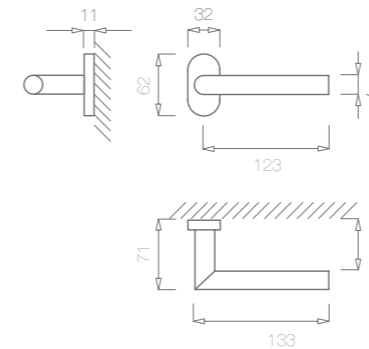
Lever set for aluminium door  
Oval escutcheon  
Recuperating spring  
8x100mm square spindle  
Metallic adapter



2071

(153) preto pérola  
black pearl

Puxador par para porta de alumínio  
Espelho oval  
Mola recuperadora  
Ferro quadrado de 8x100mm  
Adaptador metálico



Lever set for aluminium door  
Oval escutcheon  
Recuperating spring  
8x100mm square spindle  
Metallic adapter



2072

(208) dourado mate  
golden matt



(16) aço inox satinado  
satin stainless steel



(141) titan  
titan



(142) niquelado pérola  
nickel pearl



(152) branco pérola  
white pearl



(153) preto pérola  
black pearl



(208) dourado mate  
golden matt

# ASAS EXTERIOR

## EXTERIOR HANDLE

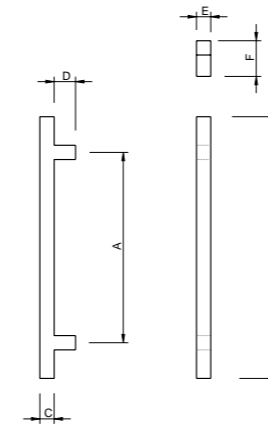
Gama de asas para portas exteriores que alia robustez, funcionalidade e uma presença visual marcante. Ideal para entradas residenciais ou comerciais.

A range of exterior pull handles combining strength, functionality, and a striking visual presence. Ideal for residential or commercial entrances.





Asa secção quadrada  
Aplicação simples ou par  
Inclui acessórios de fixação



Square pull handle  
Available as single or pairs sets  
Fixing accessories included

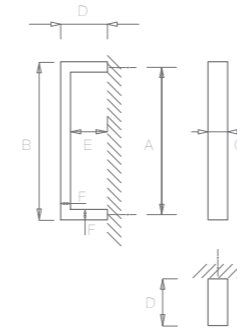
2620/2621/2623/2626

REF	A	B	C	D	E	F
2620	350	500	30	45	30	75
2621	400	550	30	45	30	75
2623	300	450	25	45	25	70
2626	250	350	20	45	20	65



(141) titan  
titan

Asa secção retangular  
Aplicação simples ou par  
Inclui acessórios de fixação



Rectangular pull handle  
Available as single or pairs sets  
Fixing accessories included

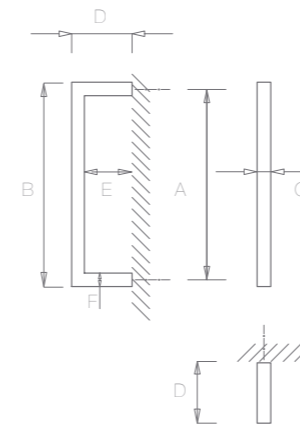
2627/2628

REF	A	B	C	D	E	F
2627	250	270	40	65	45	20
2628	300	320	40	65	45	20



(153) preto pérola  
black pearl

Asa secção quadrada  
Aplicação simples ou par  
Inclui acessórios de fixação



Square pull handles  
Available as single or pairs sets  
Fixing accessories included

2629/2630/2631/2632

REF	A	B	C	D	E	F
2629	200	220	20	65	45	20
2630	250	270	20	65	45	20
2631	300	330	30	90	60	30
2632	350	380	30	90	60	30



(208) dourado mate  
golden matt



(16) aço inox satinado  
satin stainless steel



(141) titan  
titan



(142) níquelado pérola  
nickel pearl



(152) branco pérola  
white pearl



(153) preto pérola  
black pearl



(208) dourado mate  
golden matt

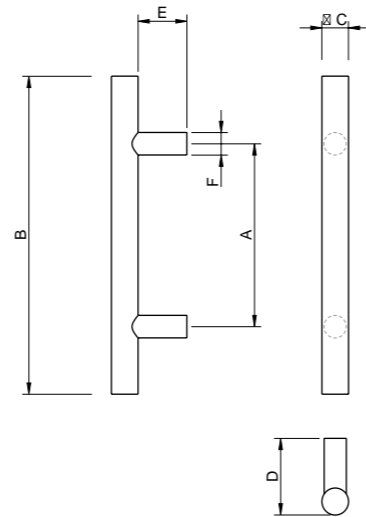
2933/2969



(153) preto pérola  
black pearl

Asa de porta  
Base de fixação em aço inoxidável  
Aplicação simples ou par  
Inclui acessórios de fixação

Pull handle  
Sainless steel base fixation  
Available as single or pairs sets  
Fixing accessories included



REF	A	B	ØC	D	E	ØF
2933	203	353	20	65	45	20
2969	203	350	30	85	55	25

2002-2006

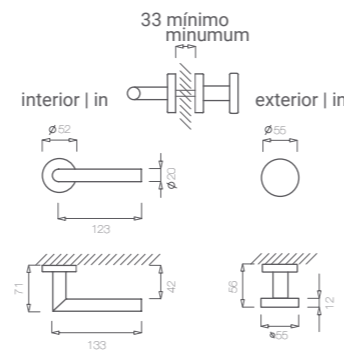
(conjunto para exterior / exterior set)



(16) aço inox satinado  
satin stainless steel

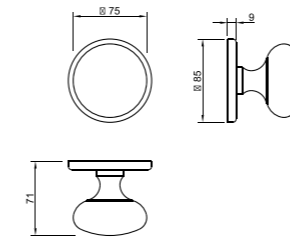

FIXO | FIXED

MÓVEL | ROTATING



Conjunto de porta exterior com: Ref. 2006 - punho fixo. Ref. 2002 - muleta  
Equipado com espelho de chave cilindro

Set for exterior door including: Ref. 2006 - knob fixed. Ref. 2002 - lever  
Equipped with key plate



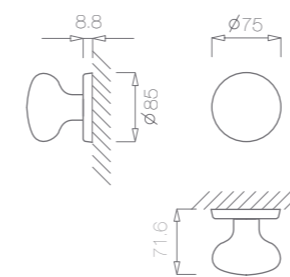
Puxador simples  
Fixo com chapa de segurança

Single knob  
Fixed by a security plate

580



(01) latão polido brilhante  
polished brass



Puxador simples  
Fixo com chapa de segurança

Single knob  
Fixed by a security plate

2214



(16) aço inox satinado  
satin stainless steel

Puxador simples  
Fixo com chapa de segurança

Single knob  
Fixed by a security plate

2006 fixo / fixed



(16) aço inox satinado  
satin stainless steel

OCO  
HOLLOW

disponível/ available



(01) latão polido brilhante  
polished brass

disponível/ available



(07) bronzeado brilhante  
bright antique brass

disponível/ available



(16) aço inox satinado  
satin stainless steel

disponível/ available



(36) níquelado satinado  
satin nickel

disponível/ available



(141) titan

disponível/ available



(142) níquelado pérola  
nickel pearl

disponível/ available



(152) branco pérola  
white pearl

disponível/ available



(153) preto pérola  
black pearl

disponível/ available



(208) dourado mate  
golden matt



3

# D - H

## DOBRADIÇAS - HINGES

- 222 Easy Pivot
- 225 Pivotante  
Pivot
- 226 Mola  
Spring
- 227 Invisível  
Invisible
- 228 Técnica & Pivotante  
Technique & Pivot
- 229 Interior / Exterior  
(Rolamento, Balanço, 1/2 Balanço, Leme, Fiel)  
(Bearings, Balnace, 1/2 Balnace, Helm, Loyal)





# EASY PIVOT

## OPÇÕES MONTAGEM

INSTALLATION OPTION

1

### NA FACE

ACESSO LADO INTERIOR DA PORTA  
ACCESS ON THE INSIDE DOOR FACE



2

### NA LATERAL

ACESSO NA LATERAL INTERNA DA PORTA  
ACCESS ON THE SIDE OF THE DOOR



### APOIO ESFÉRICO

APOIO ESFÉRICO DE ALTA RESISTÊNCIA AO DESGASTE  
SPHERE SUPPORT WITH HIGH WEAR RESISTANCE



# EASY PIVOT

**100%**  
**100% INOX: ANTI CORROSÃO**  
**STAINLESS STEEL: ANTI CORROSION**



**100KG**  
**PESO DA PORTA**  
**DOOR WEIGHT**

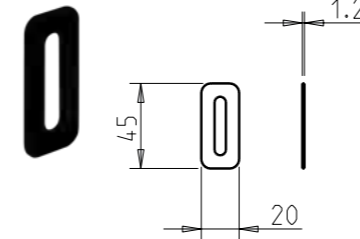
**360°**  
**ROTAÇÃO DA PORTA**  
**DOOR ROTATION**

Fácil aplicação na porta, permitindo a montagem e desmontagem da mesma sempre que necessário.  
 Easy application on the door, allowing its assembly and disassembly whenever necessary.

Espelho de acesso (ref.3185) para desmontagem da porta disponível em vários acabamentos, permitindo combinar com o acabamento das restantes ferragens.  
 Service slot (ref.3185) for door disassembly available in various finishes, allowing to match the finish of the other hardware.

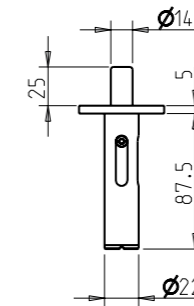
A instalação do espelho de acesso permite desmontar a porta. Pode optar por não instalar.  
 Installing the service slot allows you to dismantle the door. You can choose not to install.

3185

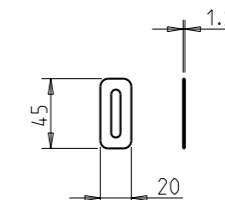


Espelho de acesso

Service slot



Dobradiça pivotante



Pivot hinge

Opção de rotação de 90°  
 90° rotation option

(16) aço inox satinado  
 satin stainless steel

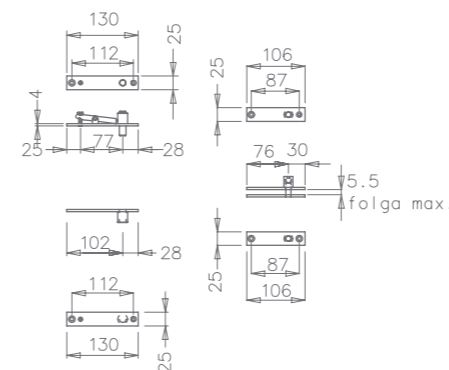
3184



Dobradiça pivotante  
 Rotação de 360°

Dispositivo recolha na dobradiça superior e dobradiça inferior com esfera de apoio para montagem e desmontagem

Peso recomendado da porta: 100 kg



Pivot hinge  
 Rotation of 360°

Mechanism to remove the top hinge pivot to assemble and disassemble the door

Recommended weight of the door: 100 kg

2244 pivotante / pivot



(153) preto pérola  
 black pearl

disponível/ available  
 3185



(03) cromado brilhante  
 bright chrome



(16) aço inox satinado  
 satin stainless steel

disponível/ available  
 3185



(96) cromado satinado  
 satin chrome

disponível/ available  
 3185



(141) titan  
 titan

disponível/ available  
 3185



(142) niquelado pérola  
 nickel pearl

disponível/ available  
 3185/2244



(153) preto pérola  
 black pearl

disponível/ available  
 3185



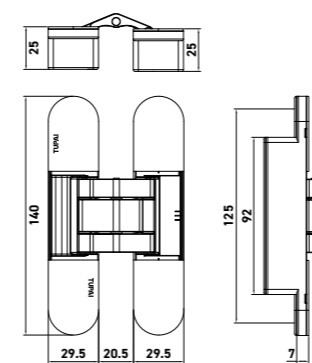
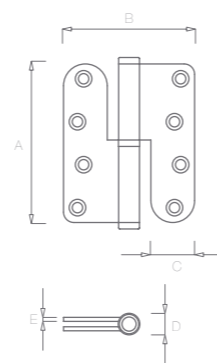
(186) corten  
 corten

1847



Dobradiça de mola com dupla função para portas de interior  
 Função de articulação de porta  
 Função de regulação de porta, permitindo que a porta volte à sua posição original fechada  
 Cantos arredondados

Spring hinge for inside doors with dual function  
 Door articulation function  
 Door regulation function, allowing the door to return to its original closed position  
 Round edges



(16) aço inox satinado  
 satin stainless steel

REF	A	B	C	ØD	E
1847	100	73	24	16	2

recomendado  
 recommended  
 20-40kg

Para portas interiores  
 Espessura da porta: 38-42mm  
 Largura da porta: ≤800mm  
 Peso da porta 2 Dob.: ≤65kg  
 Peso da porta 3 Dob.: ≤80kg  
 Material: Zamak  
 Dobradiças com sistema oculto  
 Regulação 3D  
 Coberturas removíveis

For interior doors  
 Door Thickness: 38-42mm  
 Door width: ≤800mm  
 Door weight 2 Hing.: ≤65kg  
 Door weight 3 Hing.: ≤80kg  
 Material: Zamak  
 Hinges with concealed system  
 3D adjustment provided  
 Removable covers

1715  
 140mm



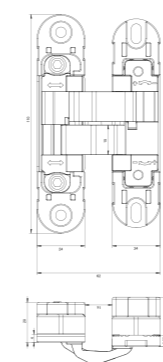
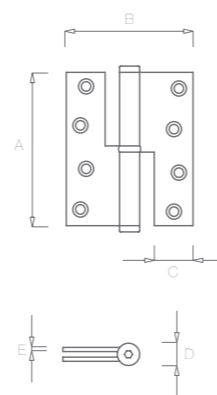
(208) dourado mate  
 golden matt

1855



Dobradiça de mola com dupla função para portas de interior  
 Função de articulação de porta  
 Função de regulação de porta, permitindo que a porta volte à sua posição original fechada  
 Cantos retos

Spring hinge for inside doors with dual function  
 Door articulation function  
 Door regulation function, allowing the door to return to its original closed position  
 Straight edges



(16) aço inox satinado  
 satin stainless steel

REF	A	B	C	ØD	E
1855	100	73	25	16	2

recomendado  
 recommended  
 20-40kg

Para portas interiores  
 Espessura da porta: 30-38mm  
 Largura da porta: ≤800mm  
 Peso da porta 2 Dob.: ≤45kg  
 Peso da porta 3 Dob.: ≤60kg  
 Material: Zamak  
 Dobradiças com sistema oculto  
 Regulação 3D  
 Coberturas removíveis

For interior doors  
 Door Thickness: 30-38mm  
 Door width: ≤800mm  
 Door weight 2 Hing.: ≤45kg  
 Door weight 3 Hing.: ≤60kg  
 Material: Zamak  
 Hinges with concealed system  
 3D adjustment provided  
 Removable covers

1717  
 110mm



(153) preto pérola  
 black pearl



(16) aço inox satinado  
 satin stainless steel



(141) titan  
 titan



(142) níquelado pérola  
 nickel pearl



(152) branco pérola  
 white pearl



(153) preto pérola  
 black pearl



(186) corten  
 corten



(208) dourado mate  
 golden matt



(96) cromado satinado  
 satin chrome



(152) branco pérola  
 white pearl



(153) preto pérola  
 black pearl

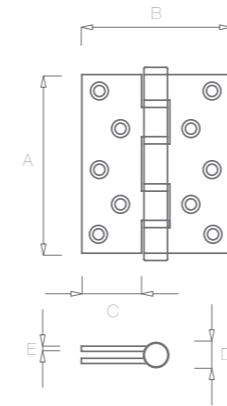


(208) dourado mate  
 golden matt

suporta carga até **100 kg**  
 anilha antifricção  
 200.000 ciclos sem desgaste  
 Norma EN 1935 / categoria CE grau 12

supports until **100 kg**  
 antifriction sleeve  
 200.000 Cycles without use wear

EN 1935 norm / category CE grade 12



REF	A	B	C	ØD	E	recomendado recommended
<b>1755</b>	76	76	31	12	1,5	30 kg
<b>1760</b>	76.2	63.5	24.5	12	2.5	20 kg
<b>1828</b>	100	75	30	14	3	50 kg
<b>1829</b>	128	90	36	14	3	60 kg

## 1755/1828/1829/1760

(16) aço inox satinado  
 satin stainless steel



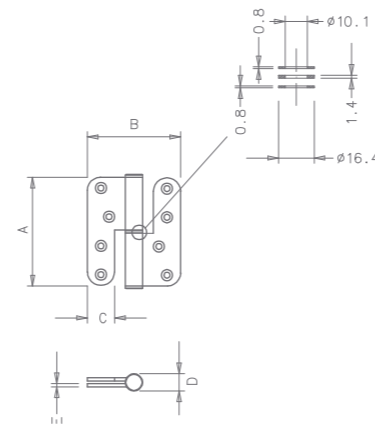
Dobradiça de rolamento.  
 Dobradiça para portas  
 interiores, exteriores

Bearings hinges.  
 Hinge designed to inside  
 and outsider doors

## 1784



(16) aço inox satinado  
 satin stainless steel

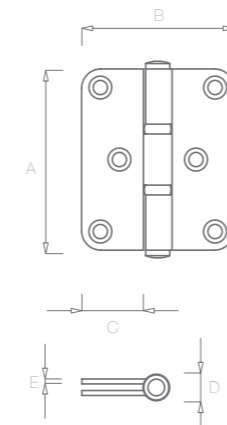


REF	A	B	C	ØD	E
<b>1784</b>	100	86	25	16	3

recomendado  
 recommended  
**100kg**

Dobradiça ensaiada e testada  
 em laboratórios internos Tupai,  
 A dimensão é decidida em função da aplicação  
 As dimensões mais usuais são: Porta exterior - 4"

Technical hinge tested  
 in Tupai laboratories  
 Its dimensions depends on its application  
 The more usual dimensions are: Outside doors - 4"



REF	A	B	C	ØD	E	recomendado recommended
<b>1791</b>	75	63	25	12	2,5	20 kg
<b>1792</b>	75	75	30	12	2,5	20 kg
<b>1793</b>	100	63	25	12	2,5	40 kg








## 1791/1792/1793

(16) aço inox satinado  
 satin stainless steel



Dobradiça para portas  
 As dimensões mais usuais  
 são:  
 Porta exterior - 4";  
 Porta interior - 3" e 3½"; Porta  
 de roupeiro 2½" e 3"

Hinge for doors  
 The more usual dimensions  
 are:  
 outside door - 4"  
 inside door - 3½"  
 cabinets 2½" e 3"

-   
 (16) aço inox satinado  
 satin stainless steel
-   
 (141) titan  
 titan
-   
 (142) níquelado pérola  
 nickel pearl
-   
 (152) branco pérola  
 white pearl
-   
 (153) preto pérola  
 black pearl
-   
 (186) corten  
 corten
-   
 (208) dourado mate  
 golden matt

-   
 (16) aço inox satinado  
 satin stainless steel
-   
 (141) titan  
 titan
-   
 (142) níquelado pérola  
 nickel pearl
-   
 (152) branco pérola  
 white pearl
-   
 (153) preto pérola  
 black pearl
-   
 (186) corten  
 corten
-   
 (208) dourado mate  
 golden matt

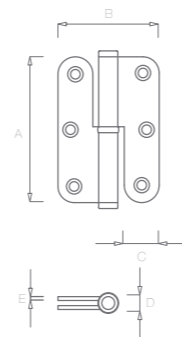
1748



Dobradiça  
As dimensões mais usuais são:  
Porta exterior - 4";  
Porta interior - 3" e 3½";  
Porta de roupeiro - 2½" e 3"


(153) preto pérola  
black pearl

Hinge  
The more usual dimensions are:  
outside door - 4"  
inside door - 3½"  
cabinets 2½" e 3"



REF	A	B	C	ØD	E	recomendado recommended
1748	90	65	20	12	2,5	40 kg

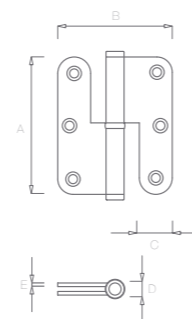
1751



Dobradiça  
As dimensões mais usuais são:  
Porta exterior - 4";  
Porta interior - 3" e 3½";  
Porta de roupeiro - 2½" e 3".  
Cantos redondos

(16) aço inox satinado  
satin stainless steel

Hinge  
The more usual dimensions are:  
outside door - 4",  
inside door - 3½",  
cabinets 2½" e 3"  
Round edges



REF	A	B	C	ØD	E	recomendado recommended
1751	90	75	19	12	2,5	40 kg

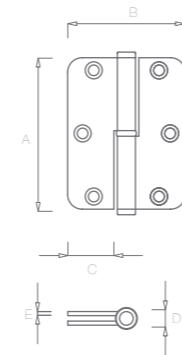
1722



Dobradiça  
As dimensões mais usuais são:  
Porta exterior - 4";  
Porta interior - 3" e 3½";  
Porta de roupeiro - 2½" e 3"

(16) aço inox satinado  
satin stainless steel

Hinge  
The more usual dimensions are:  
outside door - 4"  
inside door - 3½"  
cabinets 2½" e 3"



REF	A	B	C	ØD	E	recomendado recommended
1722	90	65	25	12	2,5	40 kg



(16) aço inox satinado  
satin stainless steel



(141) titan  
titan

disponível/ available  
1748/1722



(142) níquelado pérola  
nickel pearl

disponível/ available  
1748/1722



(152) branco pérola  
white pearl



(153) preto pérola  
black pearl



(186) corten  
corten



(208) dourado mate  
golden matt



(16) aço inox satinado  
satin stainless steel



(141) titan  
titan



(142) níquelado pérola  
nickel pearl



(152) branco pérola  
white pearl



(153) preto pérola  
black pearl



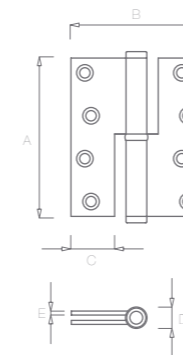
(186) corten  
corten



(208) dourado mate  
golden matt

Dobradiça  
As dimensões mais usuais são:  
Porta exterior - 4";  
Porta interior - 3" e 3½";  
Porta de roupeiro - 2½" e 3".

Hinge  
The more usual dimensions are:  
outside door - 4"  
inside door - 3½"  
cabinets 2½" e 3"



REF	A	B	C	ØD	E	recomendado recommended
1745	75	62	19	12	2,5	20 kg
1746	90	63	20	12	2,5	40 kg
1747	100	73	25	12	2,5	40 kg

1745/1746/1747



1745/1746

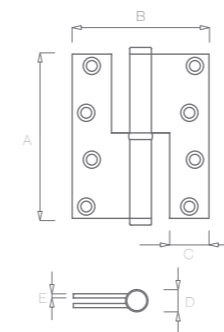


1747

(16) aço inox satinado  
satin stainless steel

Dobradiça  
As dimensões mais usuais são:  
Porta exterior - 4";  
Porta interior - 3" e 3½";  
Porta de roupeiro - 2½" e 3".

Hinge  
The more usual dimensions are:  
outside door - 4"  
inside door - 3½"  
cabinets 2½" e 3"



REF	A	B	C	ØD	E	recomendado recommended
1742	90	75	20	12	2,5	40 kg
1743	100	86	25	12	2,5	40 kg

1742/1743

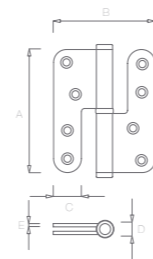


1742



1743

(16) aço inox satinado  
satin stainless steel



**Dobradiça**  
 As dimensões mais usuais são:  
 Porta exterior - 4";  
 Porta interior - 3" e 3½";  
 Porta de roupeiro - 2½" e 3"

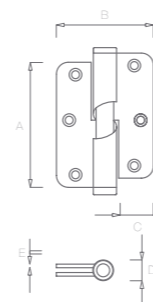
REF	A	B	C	ØD	E	recomendado recommended
<b>1777</b>	100	86	25	16	3	60 kg

**Hinge**  
 The more usual dimensions are:  
 outside door - 4"  
 inside door - 3½"  
 cabinets 2½" e 3"

(16) aço inox satinado  
 satin stainless steel



1777



**Dobradiça**  
 As dimensões mais usuais são:  
 Porta exterior - 4";  
 Porta interior - 3" e 3½";  
 Porta de roupeiro - 2½" e 3"








REF	A	B	C	ØD	E	recomendado recommended
<b>1892</b>	90	65	25	12	2,5	40 kg

**Hinge**  
 The more usual dimensions are:  
 outside door - 4"  
 inside door - 3½"  
 cabinets 2½" e 3"

(16) aço inox satinado  
 satin stainless steel



1892

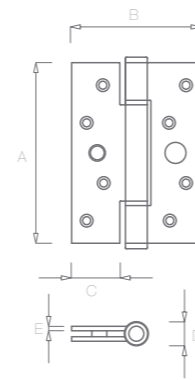
-   
 (16)  
 aço inox satinado  
 satin stainless steel
-   
 (141)  
 titan
-   
 (142)  
 níquelado pérola  
 nickel pearl
-   
 (152)  
 branco pérola  
 white pearl
-   
 (153)  
 preto pérola  
 black pearl
-   
 (186)  
 corten
-   
 (208)  
 dourado mate  
 golden matt

1848



Dobradiça pequena  
Um pino de segurança  
Terminais simples

Small hinge  
One security pin  
Flat button tips



(16) aço inox satinado  
satin stainless steel

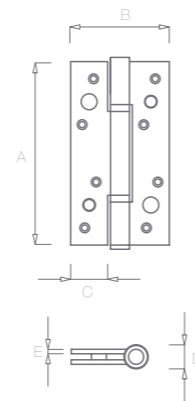
REF	A	B	C	ØD	E	recomendado recommended
<b>1848</b>	126	90	36	14	3	60kg

1849



Dobradiça grande  
Dois pinos de segurança  
Terminais simples

Large hinge  
Two security pin  
Flat button tips

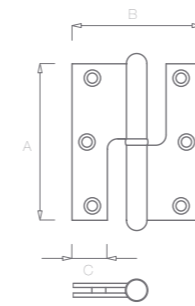


(16) aço inox satinado  
satin stainless steel

REF	A	B	C	ØD	E	recomendado recommended
<b>1849</b>	151	90	36	14	3	60kg



(16)  
aço inox satinado  
satin stainless steel



REF. 605	A	B	C
2½"	63,5	50,6	16,4
3"	76,2	54,2	17
3½"	89	60,2	17,6
4"	101,6	69,2	22

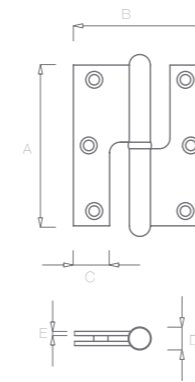
Dobradiça  
As dimensões mais usuais são:  
Porta exterior - 4";  
Porta interior - 3" e 3½";  
Porta de roupeiro - 2½" e 3".

Hinge  
The more usual dimensions are:  
outside door - 4"  
inside door - 3½"  
cabinets 2½" e 3"

(36) níquelado satinado  
satin nickel



605



REF. 603	A	B	C	D	E
2½"	63,5	54	14,5	-	-
3"	76,5	63	17,2	-	-
3½"	89	81,5	23	-	3,5
4"	101,6	84,5	24	-	-


Dobradiça  
As dimensões mais usuais são:  
Porta exterior - 4";  
Porta interior - 3" e 3½";  
Porta de roupeiro - 2½" e 3".

Hinge  
The more usual dimensions are:  
outside door - 4"  
inside door - 3½"  
cabinets 2½" e 3".

(01) latão polido brilhante  
polished brass



603



(01)  
latão polido brilhante  
polished brass



(07)  
bronzado brilhante  
bright antique brass



(36)  
níquelado satinado  
satin nickel

disponível/ available  
605  
3½"



(77)  
bronzado mate  
mate antique brass



4

F - L

## FECHADURAS - LOCKS

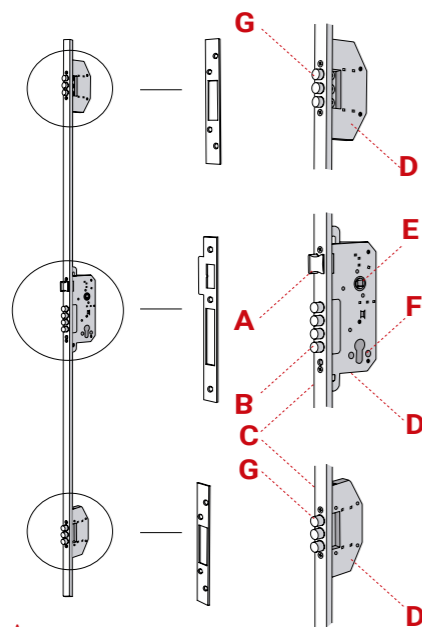
- 238 3 Pontos  
Multi-Point Lock
- 239 Segurança  
Security Lock
- 240 Cilindro Europeu / BB / WC / Passagem  
European Cylinder / BB / WC / Passage
- 242 Interior Reversível  
Interior Reversible
- 244 Fechos Passagem, Privado, Trinco Morto  
Passage Lock, Privacy Lock, Deadbolt
- 246 Magnéticas  
Magnetic
- 248 Cilindros  
Cylinder



# 2821 A - Fechadura de 3 pontos | Multi point lock

Fechadura segurança com cilindro europeu  
60mm de distância da testa à broca  
Zarelho quadrado de 8mm  
Espelho de chave de alta segurança, anti-broca e ajustável conforme a espessura da porta

Security lock for cylinder european  
60mm backset spacing  
Key entry of high security  
adjustable anti-drill and conform thickness of the door



**A** trinco reversível ajustável latch

**B** 4 trancas de segurança de 2 voltas 4 security dead bolt with 2 bolt

**C** testa de fechadura, com 22mm de largura strike made with 22mm


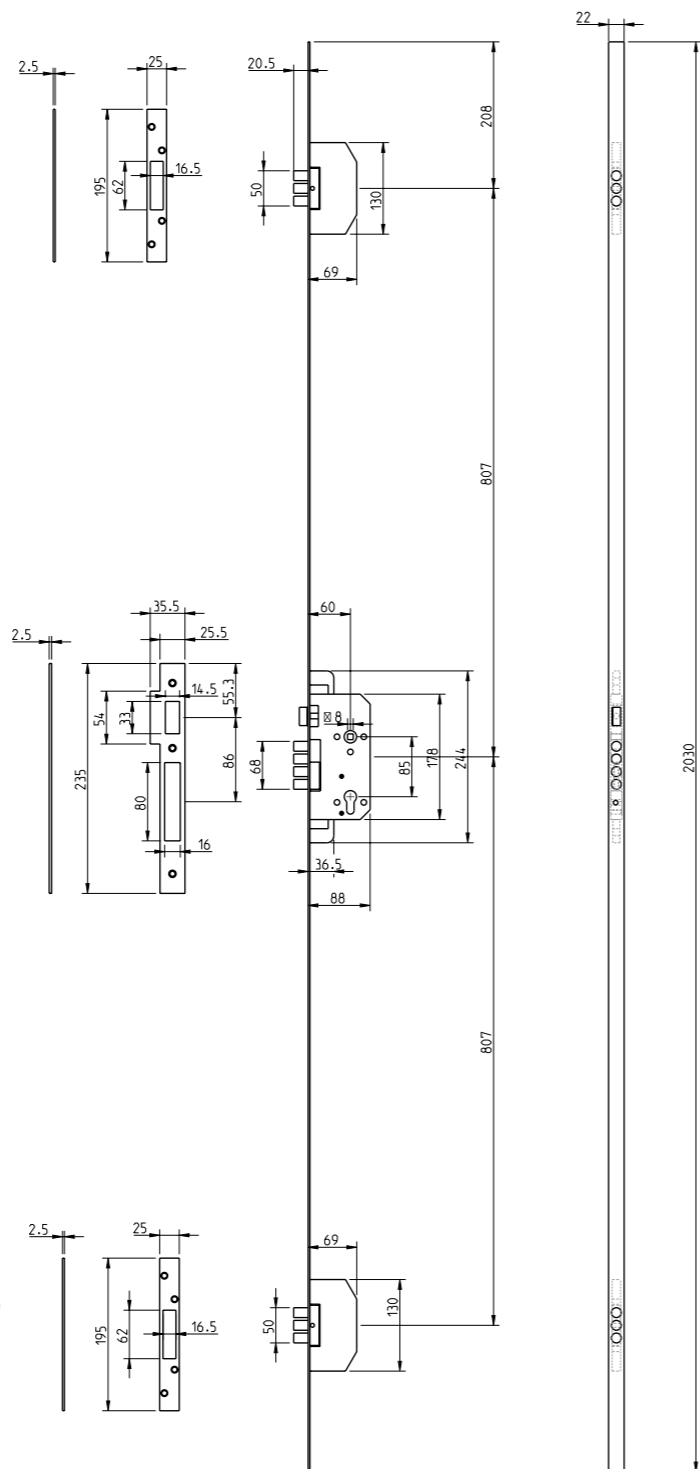
**D** caixa fechada closed lock case

**E** zarelho com mola de compressão recuperadora hub with compression spring recovering

**F** fornecido com espelho de chave de segurança e acessórios fechadura de cilindro europeu

supplied with entry set and security key accessories. european cylinder lock

**G** 3 trancas de segurança, de 2 voltas em aço niquelado 3 security dead bolt, made in nickel steel



(110) satinado efeito inox satin steel effect

Fechadura segurança com cilindro europeu  
60mm de distância da testa à broca  
Zarelho quadrado de 8mm  
Espelho de chave de alta segurança, anti-broca e ajustável conforme a espessura da porta

Security lock for cylinder european  
60mm backset spacing  
Key entry of high security  
adjustable anti-drill and conform thickness of the door

**A** trinco reversível ajustável latch

**B** 4 trancas de segurança, de 2 voltas em aço niquelado 4 security dead bolt with 2 bolt, mde in nickel steel

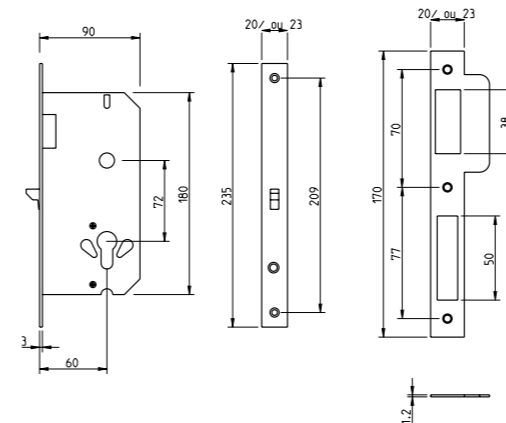
**C** testa de fechadura em inox escovado, com 26mm de largura e 3mm de espessura strike made in stainless, with 26mm wide and 3mm thick

**D** caixa fechada closed lock case  
**E** zarelho com mola de compressão recuperadora hub with compression spring recovering

**F** fornecido com espelho de chave de segurança e acessórios fechadura de cilindro europeu fornecida com 5 chaves

supplied with entry set and security key accessories. european cylinder lock with 5 keys

**G** espelho de chave de alta segurança, anti-broca e ajustável conforme a espessura da porta key entry of high security, adjustable anti-drill and conform thickness of the door

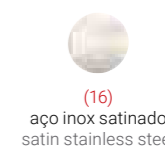


Fechadura para porta de correr Gancho Cilindro europeu

Lock to sliding doors Hook European cylinder

**S-944 A**

(16) aço inox satinado satin stainless steel



(16) aço inox satinado satin stainless steel

disponível/ available S-944 A

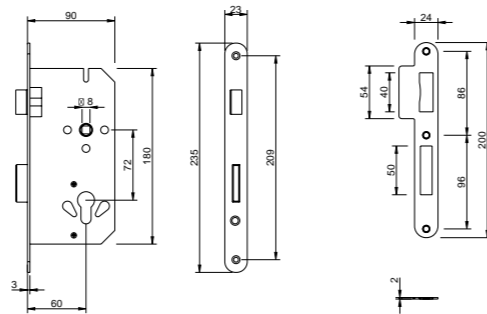


(153) preto pérola black pearl

## S-980 A

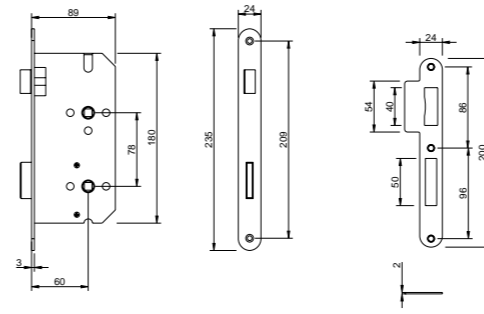


(16) aço inox satinado  
satin stainless steel



Fechadura cilindro europeu  
55, 60mm distância da testa à broca  
Cantos retos sob pedido

Cylinder european lock  
55,60 mm backset spacing  
Straight strikes under request



Fechadura WC  
55, 60mm distância da testa à broca  
Com cantos retos sob pedido

WC lock  
55,60 mm backset spacing  
Straight strikes under request

## S-918 A

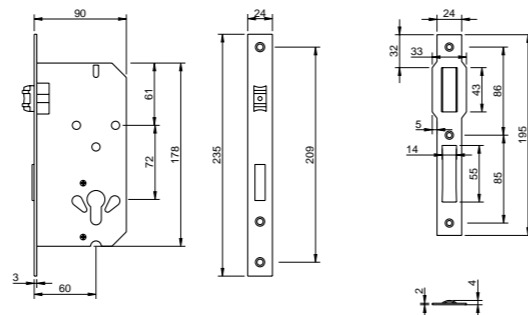


(16) aço inox satinado  
satin stainless steel

## S-966 A

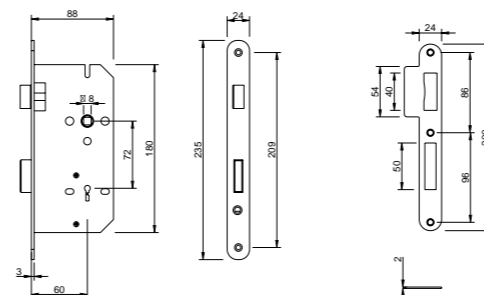


(16) aço inox satinado  
satin stainless steel



Fechadura cilindro europeu rolete  
55, 60mm distância testa à broca  
Língua de rolete  
Cantos redondos sob pedido

European cylinder roller bolt 55,  
60mm backset spacing  
Roller bolt  
Round strikes under request



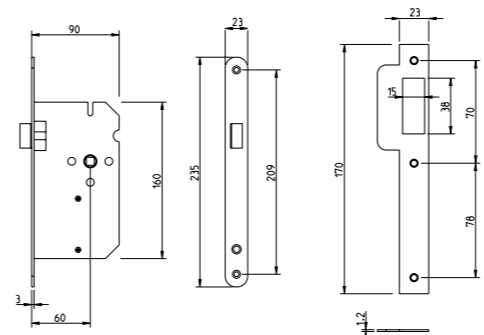
Fechadura WC  
55, 60mm distância da testa à broca  
Com cantos retos sob pedido

WC lock  
55,60 mm backset spacing  
Straight strikes under request

## S-916 A



(16) aço inox satinado  
satin stainless steel



Fechadura WC  
55, 60mm distância da testa à broca  
Com cantos retos sob pedido

WC lock  
55,60 mm backset spacing  
Straight strikes under request

## S-945 A



(16) aço inox satinado  
satin stainless steel



(16)  
aço inox satinado  
satin stainless steel



(153)  
preto pérola  
black pearl



(16)  
aço inox satinado  
satin stainless steel



(153)  
preto pérola  
black pearl

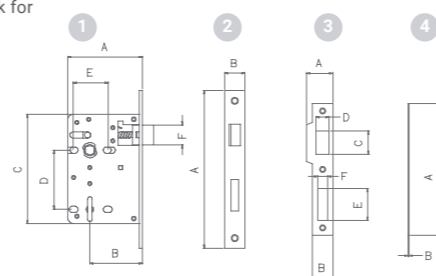
280



Fechadura de interior reversível para portas de madeira  
Chapa inteira  
Cantos retos  
Angulo de abertura 15°

Interior reversible door lock for wood doors  
Solid strike plate  
Square corners  
15° opening width

REF 280	A	B	C	D	E	F
1	85,5	60	125x14	68	38/40	23
2	180	23	-	-	-	-
3	30	23	27	15	36,5	11
4	150	1,2	-	-	-	-



(16) aço inox satinado  
satin stainless steel

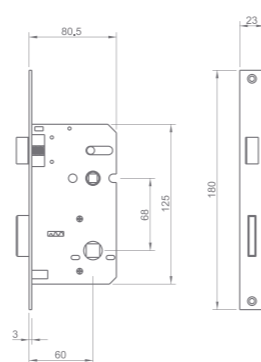
290



Fechadura WC para portas interior

WC interior door lock

(16) aço inox satinado  
satin stainless steel



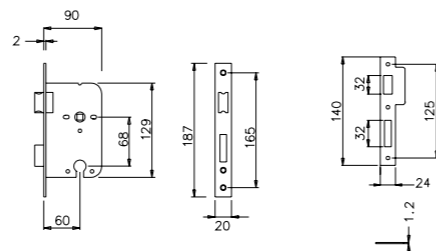
2805



Fechadura WC para portas interior

WC interior door lock

(16) aço inox satinado  
satin stainless steel



(16) aço inox satinado  
satin stainless steel



(141) titan  
titan



(142) níquelado pérola  
nickel pearl



(152) branco pérola  
white pearl



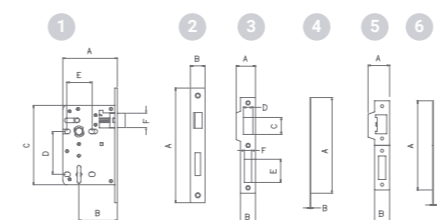
(153) preto pérola  
black pearl



(186) corten  
corten



(208) dourado mate  
golden matt



Fechadura de interior reversível para portas de madeira  
Chapa inteira  
Cantos retos  
Angulo de abertura 15°

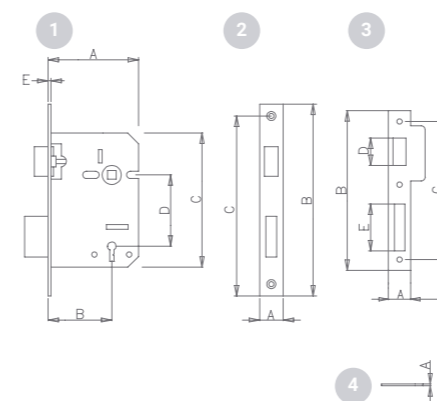
Interior reversible door lock for wood doors  
Solid strike plate  
Square corners  
15° opening width

REF 281	A	B	C	D	E	F
1	85,5	60	125x14	68	38/40	23
2	180	23	-	-	-	-
3	30	23	27	15	36,5	11
4	150	1,2	-	-	-	-
5	33,3	23	-	-	-	-
6	140	1,2	-	-	-	-

(208) dourado mate  
golden matt



281



Fechadura com trinco reversível  
Zarelho quadrado de 8mm  
Com cantos retos ou redondos

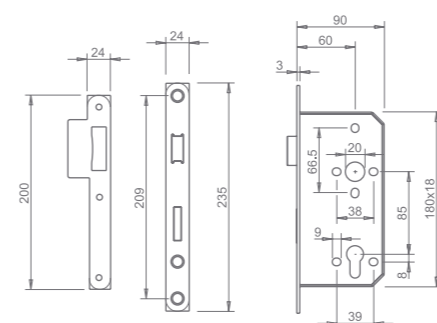
Lock with reversible latch  
8 mm square hub  
Straight or round lip strike

REF T-716	A	B	C	D	E
1	90	60	126	68	2
2	22	180	158	-	-
3	22	150	132	27	27
4	1,2	-	-	-	-

(16) aço inox satinado  
satin stainless steel



T-716



Fechadura reversível  
Aplicação em portas de madeira ou alumínio  
Grau de abertura de 28°  
Língua 2 voltas

Reversible lock  
Application in wood or aluminium doors  
Retraction of 28°  
Two turn deadbolt

(16) aço inox satinado  
satin stainless steel

287



disponível/ available  
T-716



(01) latão polido brilhante  
polished brass

disponível/ available  
281/T-716



(07) bronzeado brilhante  
bright antique brass

disponível/ available  
T-716/287



(16) aço inox satinado  
satin stainless steel

disponível/ available  
T-716



(141) titan  
titan

disponível/ available  
T-716



(142) níquelado pérola  
nickel pearl

disponível/ available  
T-716



(152) branco pérola  
white pearl

disponível/ available  
T-716/287



(153) preto pérola  
black pearl

disponível/ available  
T-716



(186) corten  
corten

disponível/ available  
T-716



(208) dourado mate  
golden matt

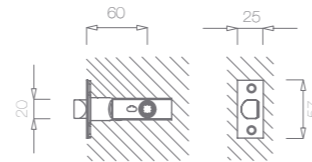
2985



(36) níquelado satinado  
satin nickel

Fecho de embutir reversível - passagem  
Ângulo de abertura de 28°  
Pode ser fornecido com chapa testa normal  
ou redonda

Reversible tubular latch set - passage  
28° latch bolt retraction  
Can be supplied with T-strike and full lip  
strike



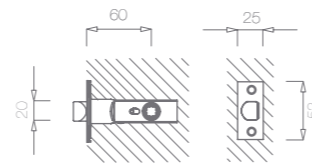
2986



(36) níquelado satinado  
satin nickel

Fecho de embutir reversível para WC - privado  
Sistema de segurança de emergência  
Pode ser fornecido com chapa testa normal  
ou redonda

Reversible privacy tubular latch set for WC -  
privacy  
Emergency security system  
Can be supplied with T-strike and full lip  
strike



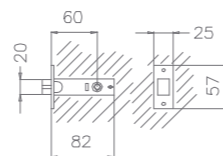
508



(01) latão polido brilhante  
polished brass

Trinco morto  
Fecho para WC  
Disponível nas dimensões de 60 e 70mm

Dead bolt  
Reversible tubular latch to Wc  
Available in 60 or 70mm backset



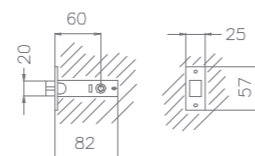
2898



(16) aço inox satinado  
satin stainless steel

Trinco morto  
Fecho de embutir reversível para WC  
Disponível nas dimensões de 60 e 70mm

Dead bolt  
Reversible tubular latch to Wc  
Available in 60 or 70mm backset



disponível/ available  
2985/2986/508



(01) latão polido brilhante  
polished brass

disponível/ available  
2898



(16) aço inox satinado  
satin stainless steel

disponível/ available  
2985/2986



(36) níquelado satinado  
satin nickel

disponível/ available  
2898



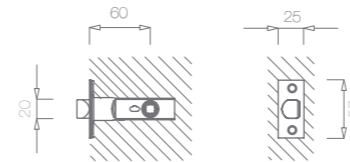
(141) titan  
titan

disponível/ available  
2898



(153) preto pérola  
black pearl

Fecho de embutir reversível - passagem  
Ângulo de abertura de 28°  
Pode ser fornecido com chapa testa normal  
ou redonda



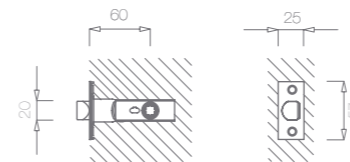
Reversible tubular latch set - passage  
28° latch bolt retraction  
Can be supplied with T-strike and full lip  
strike

2988



(16) aço inox satinado  
satin stainless steel

Fecho de passagem para puxador redondo  
Passage latch for round handle



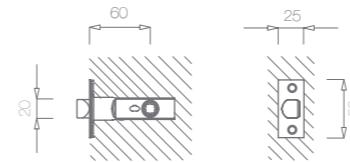
Passage latch for round handle

3018



(16) aço inox satinado  
satin stainless steel

Fecho de embutir reversível - privado  
Ângulo de abertura de 28°  
Pode ser fornecido com chapa testa normal  
ou redonda



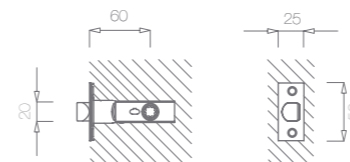
Reversible tubular latch set - privacy  
28° latch bolt retraction  
Can be supplied with T-strike and full lip  
strike

2987



(16) aço inox satinado  
satin stainless steel

Fecho de privado para puxador redondo  
Privacy latch for round handle



Privacy latch for round handle

3017



(16) aço inox satinado  
satin stainless steel



(16) aço inox satinado  
satin stainless steel



(153) preto pérola  
black pearl



(208) dourado mate  
golden matt

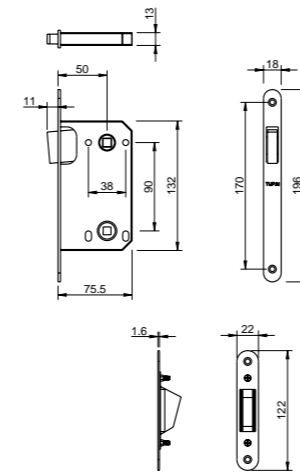
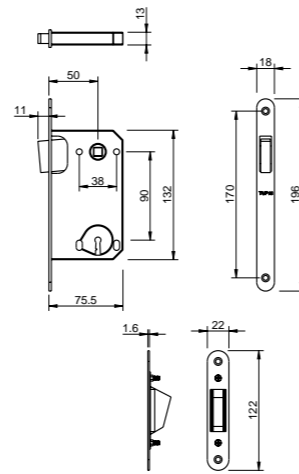
2867  



(141) titan  
titan

Fechadura magnética BB BB Magnetic lock  
Entrada normal Normal key  
Quadrado de 8mm 8mm square

Chapa testa ajustável Adjustable forehead



 2869



(01) latão polido brilhante  
polished brass

Fechadura magnética WC WC Magnetic lock  
WC 6 mm WC 6 mm  
Quadrado de 8 mm 8 mm square

Chapa testa ajustável Adjustable forehead

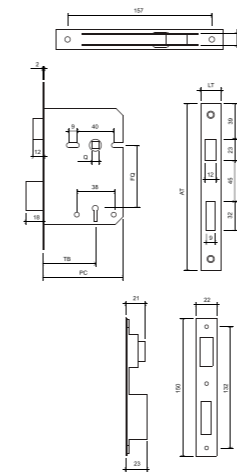
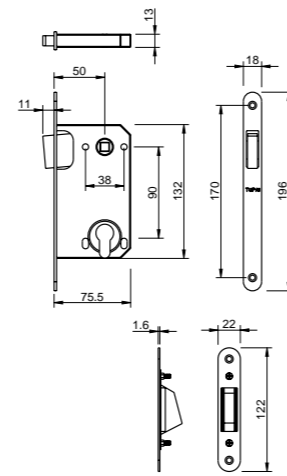
2868 



(153) preto pérola  
black pearl

Fechadura magnética PZ PZ Magnetic lock  
Entrada cilindro europeu European cylinder key  
Quadrado de 8mm 8mm square

Chapa testa ajustável Adjustable forehead



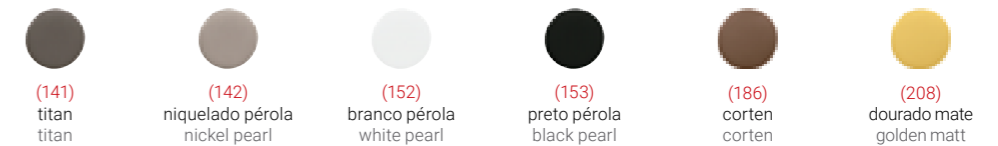
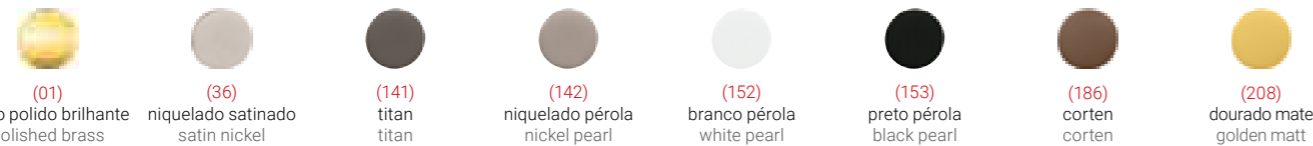
 4867



(152) branco pérola  
white pearl

Fechadura magnética WC WC Magnetic lock  
WC 6 mm WC 6 mm  
Quadrado de 8 mm 8 mm square

Chapa testa ajustável Adjustable forehead



2818

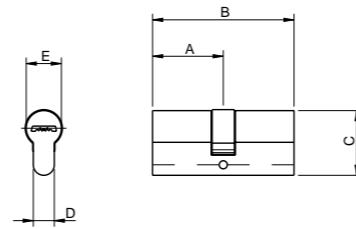


Cilindro europeu aplicável em qualquer fechadura  
Com cinco chaves

Cylinder european  
For use any locks  
With five keys



(14) níquelado  
nickel plated



REF 2818	A	B	C	D	E
30X30	30	60	32	10	17
35X35	35	70	32	10	17

2819

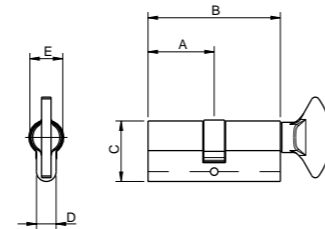


Cilindro europeu aplicável em qualquer fechadura  
Com três chaves

Cylinder european  
For use any locks  
With three keys



(14) níquelado  
nickel plated



REF 2819	A	B	C	D	E
30X30	30	60	32	10	17
35X35	35	70	32	10	17



(14)  
níquelado  
nickel plate

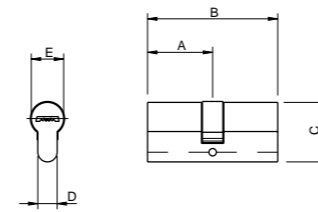


(43)  
latão  
brass

NOTA: Fazemos mestragem de chaves (sob consulta)  
ON REQUEST: we produce master key system

Cilindro europeu aplicável em qualquer fechadura  
Com três chaves

Cylinder european  
For use any locks  
With three keys



REF 2996	A	B	C	D	E
25X25	25	70	32	10	17
30X30	30	70	32	10	17
35X35	35	70	32	10	17



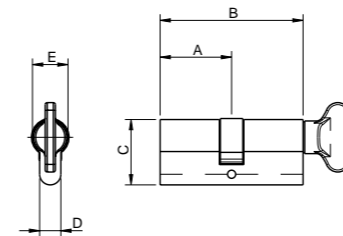
2996



(14) níquelado  
nickel plated

Cilindro europeu aplicável em qualquer fechadura  
Com três chaves

Cylinder european  
For use any locks  
With three keys



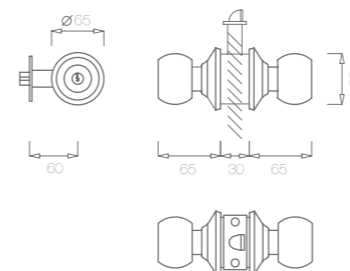
REF 2848	A	B	C	D	E
30X30	30	70	32	10	17
35X35	35	70	32	10	17



2848



(14) níquelado  
nickel plated



Conjunto completo de tubular com chave  
Para portas com espessura 30-50mm  
Com botão para fechar pelo interior  
Três chaves

Entry door lock set  
Doors with thickness 30-50mm  
With button to close by inside  
Three keys

2229



(16) aço inox satinado  
satin stainless steel

disponível/ available  
2996 - 2848



(14)  
níquelado  
nickel plate

disponível/ available  
2229



(16)  
aço inox satinado  
satin stainless steel

disponível/ available  
2996 (30x30)



(43)  
latão  
brass

5

# AH - HA

## ACESSÓRIOS HABITAÇÃO - HOUSING ACCESSORIES

252 Batentes  
Door Stop

255 Fecho de Esfera  
Ball Bearing

255 Fechos de Embutir  
Embedded Bolt

256 Acessórios  
Accessories



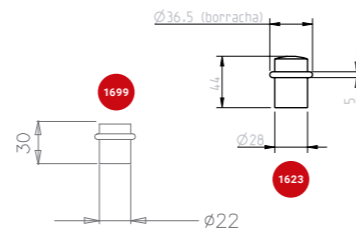
1699/1623



(16) aço inox satinado  
satin stainless steel

Batente limitador de porta  
Com anel batente de borracha  
Fixação espigão roscado duplo M6

Door stop  
With rubber ring  
Fixed by a double threaded pin M6



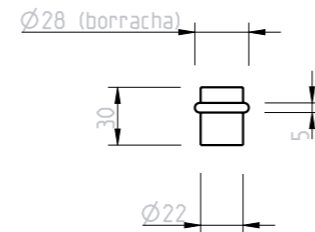
2199



(16) aço inox satinado  
satin stainless steel

Batente limitador de porta  
Para pisos flutuantes  
Com anel batente de borracha  
Aplicação sem furação com fita  
adesiva de dupla face

Door stop  
To floating floors  
With rubber ring  
Application without drilling with  
double-sided tape



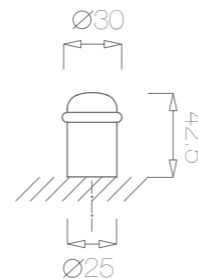
1698



(16) aço inox satinado  
satin stainless steel

Batente limitador de porta  
Com anel batente de borracha  
Fixação espigão roscado duplo M6

Door stop  
With rubber ring  
Fixed by a double threaded pin M6



(16) aço inox satinado  
satin stainless steel



(141) titan



(142) níquelado pérola  
nickel pearl



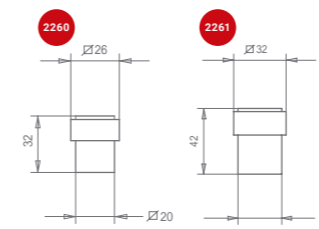
(152) branco pérola  
white pearl



(153) preto pérola  
black pearl



(208) dourado mate  
golden matt



Batente quadrado limitador de porta  
Com borracha quadrada  
Fixação espigão roscado duplo M6

Square door stop  
With square rubber  
Fixed by a double threaded pin M6

2260/2261



(16) aço inox satinado  
satin stainless steel

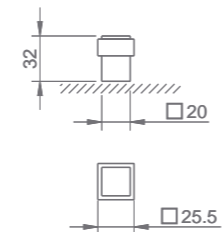
Batente quadrado limitador de porta  
Com borracha quadrada  
Fixação espigão roscado duplo M6

Square door stop  
With square rubber  
Fixed by a double threaded pin M6

2617



(03) cromado brilhante  
bright chrome



Batente limitador de porta  
Com anel batente de borracha  
Fixação espigão roscado duplo M6x8mm

Door stop  
With rubber ring  
Fixed by a double threaded pin M6x8mm

115



(185) latão natural  
natural brass

disponível/ available  
115



(01) latão polido brilhante  
polished brass

disponível/ available  
2617/115



(03) cromado brilhante  
bright chrome

disponível/ available  
115



(07) bronzeado brilhante  
bright antique brass

disponível/ available  
2260/2261



(16) aço inox satinado  
satin stainless steel

disponível/ available  
2617/115



(36) níquelado satinado  
satin nickel

disponível/ available  
2617



(96) cromado satinado  
satin chrome

disponível/ available  
2617/115



(141) titan

disponível/ available  
2617/115



(142) níquelado pérola  
nickel pearl

disponível/ available  
2617



(152) branco pérola  
white pearl

disponível/ available  
2617



(153) preto pérola  
black pearl

disponível/ available  
115



(158) latão puro  
purist brass

disponível/ available  
115



(185) latão natural  
natural brass



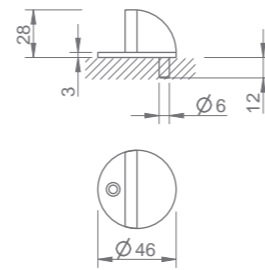
2618

Batente de chão

Door stopper



(16) aço inox satinado  
satin stainless steel



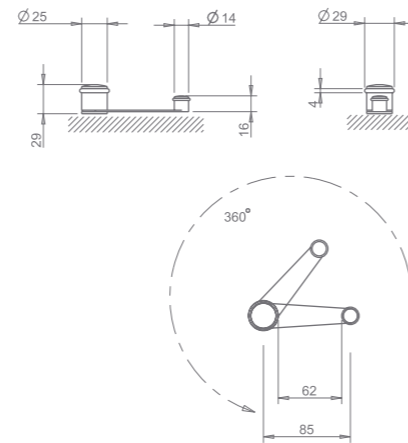
2613

Batente duplo  
com fixação de porta

Double door stopper  
with fastener door



(16) aço inox satinado  
satin stainless steel



3996

Corrente segurança

Door chain



(16) aço inox satinado  
satin stainless steel



(16)  
aço inox satinado  
satin stainless steel

disponível/ available  
2618



(141)  
titan  
titan

disponível/ available  
2618



(142)  
níquelado pérola  
nickel pearl

disponível/ available  
2618

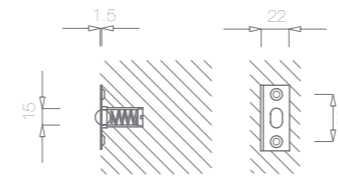


(152)  
branco pérola  
white pearl

disponível/ available  
2618



(153)  
preto pérola  
black pearl



Fecho de esfera

Recomendado para janelas de  
porta

Ball bearing cath

Recommended for use on louve-  
red, closet

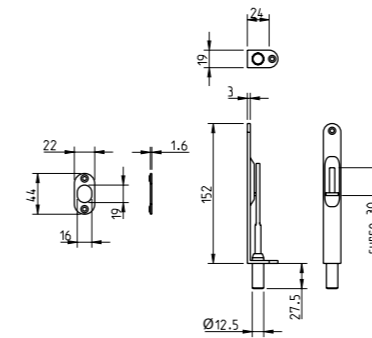
Força da esfera regulável

Regulation of the force

(16) aço inox satinado  
satin stainless steel



979



Fecho de embutir

Fecho facetado

Mola de retenção automática

Fixo por parafusos Ø3,5x19mm

Com cantos retos ou redondos

Residential embedded bolt

Sharply defined edge and recess

Automatic honing spring

Fixed by screws Ø3,5x19mm

With straight or round edges

(16) aço inox satinado  
satin stainless steel



3205



Fecho de embutir

Fecho facetado

Mola de retenção automática

Fixo por parafusos Ø3,5x19mm

Com cantos retos ou redondos

Residential embedded bolt

Sharply defined edge and recess

Automatic honing spring

Fixed by screws Ø3,5x19mm

With straight or round edges

(16) aço inox satinado  
satin stainless steel



3205 Q



(16)  
aço inox satinado  
satin stainless steel

disponível/ available  
979



(141)  
titan  
titan

disponível/ available  
979



(152)  
branco pérola  
white pearl



(153)  
preto pérola  
black pearl

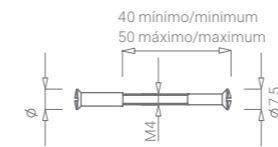
2179



(16) aço inox satinado  
satin stainless steel

Espelho aplicação caixa de correio  
Espessura da chapa: 2mm

Plate to embed in mailbox  
Plate thickness: 2mm



Parafuso com fêmea fixação  
M4x50mm

Screw with female fixation  
M4x50mm

65



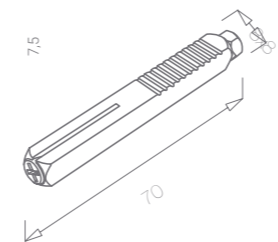
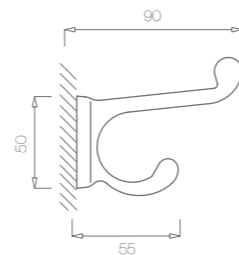
15



(03) cromado brilhante  
bright chrome

Cabide grande duplo  
Fixação por quatro parafusos

Large double coat hook  
Fixed by four screws



Acessório para puxadores de porta exterior  
Ferro quadrado 8x65mm  
Para usar puxador simples  
Com parafuso porca de aperto

Outside door handles accessories  
Square spindle 8x65mm  
To use with simple handles  
With bolt and nut

69



(17) zincado azul  
blue zinc plated

45

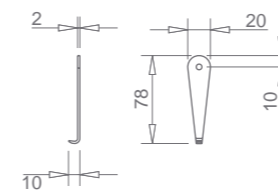
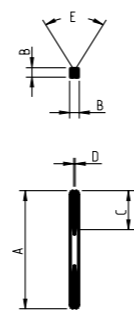


(17) zincado azul  
blue zinc plated

Ferro quadrado  
Fresado duplo  
8x100mm

Smooth square  
Double milled  
8x100mm

REF 45	A	B	C	D	E
8x90	90	8	33	1,3	60
8x100	100	8	33	1,3	60
8x110	110	8	33	1,3	60
8x120	120	8	33	1,3	60
8x140	140	8	33	1,3	60
8x160	160	8	33	1,3	60



Chave de desmontagem

Assembly key

79



(17) zincado azul  
blue zinc plated

disponível/ available  
15



(03) cromado brilhante  
bright chrome

disponível/ available  
2179/5085



(16) aço inox satinado  
satin stainless steel

disponível/ available  
2179/5085



(141) titan

disponível/ available  
2179/5085



(142) níquelado pérola  
nickel pearl

disponível/ available  
2179/5085



(152) branco pérola  
white pearl



(153) preto pérola  
black pearl

disponível/ available  
65



(01) latão polido brilhante  
polished brass

disponível/ available  
45/69/79



(17) zincado azul  
blue zinc plated

disponível/ available  
65



(36) níquelado satinado  
satin nickel



6

# FV –GH

FERRAGENS PARA VIDRO  
– GLASS HARDWARE

260 Fechaduras  
Locks

262 Dobradiças  
Hinges

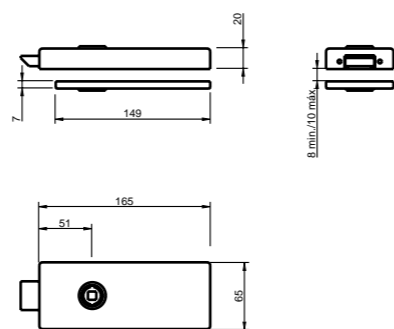
4014



(158) purist brass  
purist brass

Fechadura para portas de vidro  
Passagem

Door lock for glass  
Passage



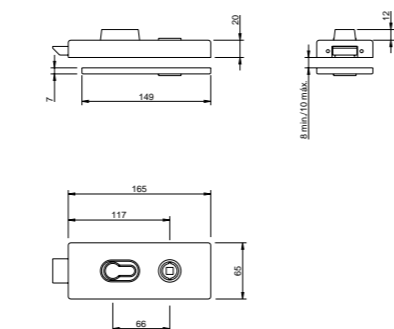
4015



(158) purist brass  
purist brass

Fechadura para portas de vidro  
Cilindro europeu 25/25

Door lock for glass  
European cylinder 25/25



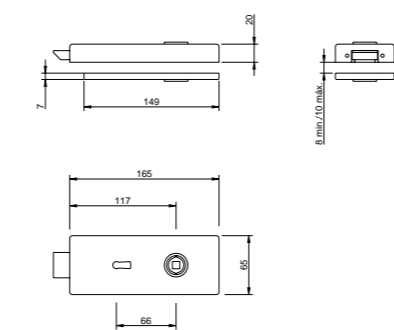
4025



(96) cromado satinado  
satin chrome

Fechadura BB para portas de vidro

BB door lock for glass



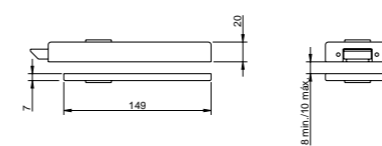
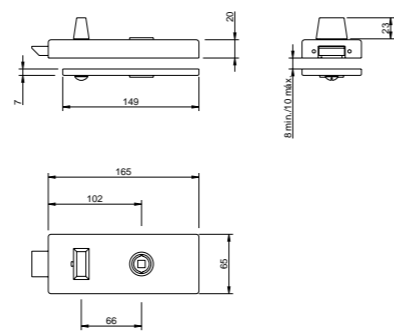
4026



(03) cromado brilhante  
bright chrome

Fechadura WC para portas de vidro

WC Door lock for glass



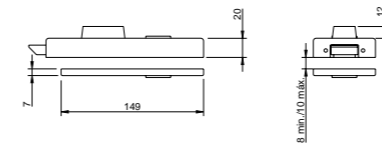
Fechadura para portas de vidro  
Passagem

Door lock for glass  
Passage

4010



(141) titan  
titan



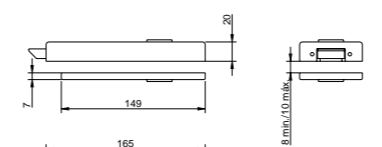
Fechadura para portas de vidro  
Cilindro europeu 25/25

Door lock for glass  
European cylinder 25/25

4011



(141) titan  
titan



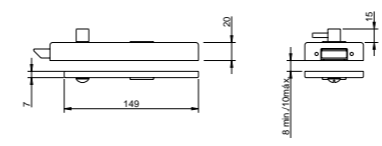
Fechadura BB para portas de vidro

BB Lock for glass doors

4021



(142) niquelado pérola  
nickel pearl



Fechadura WC para portas de vidro

WC Lock for glass doors

4022



(153) preto pérola  
black pearl

- (03) cromado brilhante  
bright chrome
- (96) cromado satinado  
satin chrome
- (158) latão puro  
purist brass

Possível aplicar diferentes muletas  
Possible to apply different handles

Possível aplicar diferentes muletas  
Possible to apply different handles

- (16) aço inox satinado  
satin stainless steel
- (141) titan  
titan
- (142) niquelado pérola  
nickel pearl
- (152) branco pérola  
white pearl
- (153) preto pérola  
black pearl
- (208) dourado mate  
golden matt

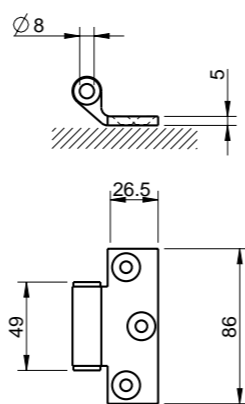
3698



(16) aço inox satinado  
satin stainless steel

Suporte dobradiça

Hinge support



Dobradiça parede/vidro  
Peso máximo por dobradiça:  
50 Kgs (ref.3712)  
40 Kgs (ref. 3697)

Hinge wall/glass  
Maximum hinge weight:  
50 Kgs (ref.3712)  
40 Kgs (ref. 3697)

3712/3697



(03) cromado brilhante  
bright chrome

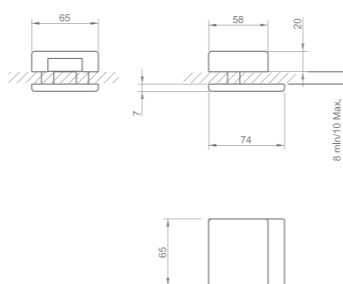
4018/4019



(142) niquelado pérola  
nickel pearl

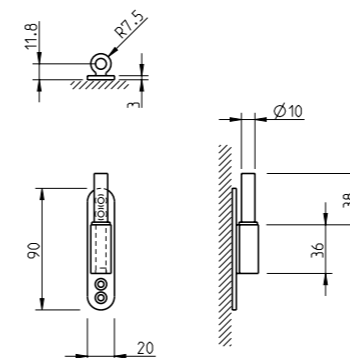
Testa portas de vidro  
Sem entrada  
Aplicação vidro/vidro

Door lock for glass  
Without entry  
Application glass/glass



Suporte dobradiça

Hinge support



3699

(16) aço inox satinado  
satin stainless steel



disponível/ available  
3696/4019



(03)  
cromado brilhante  
bright chrome

disponível/ available  
3708/3698/4018



(16)  
aço inox satinado  
satin stainless steel

disponível/ available  
3696/4019



(96)  
cromado satinado  
satin chrome

disponível/ available  
3708/3698/4018



(141)  
titan

disponível/ available  
3708/3698/4018



(142)  
niquelado pérola  
nickel pearl

disponível/ available  
3708/3698/4018



(152)  
branco pérola  
white pearl

disponível/ available  
3708/3698/4018



(153)  
preto pérola  
black pearl

disponível/ available  
3696/4019



(158)  
latão puro  
purist brass

disponível/ available  
3696/4019



(208)  
dourado mate  
golden matt

disponível/ available  
3697/4020



(03)  
cromado brilhante  
bright chrome

disponível/ available  
3712/3699/2672



(16)  
aço inox satinado  
satin stainless steel

disponível/ available  
3697/4020



(96)  
cromado satinado  
satin chrome

disponível/ available  
3712/2672



(141)  
titan

disponível/ available  
3712/2672



(142)  
niquelado pérola  
nickel pearl

disponível/ available  
3712/2672



(152)  
branco pérola  
white pearl

disponível/ available  
3712/2672



(153)  
preto pérola  
black pearl

disponível/ available  
3696/4019



(158)  
latão puro  
purist brass

disponível/ available  
3696/4019

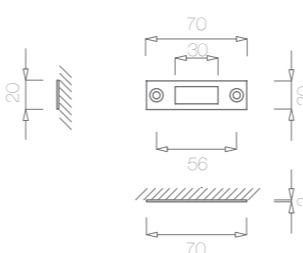


(208)  
dourado mate  
golden matt

Aba macho de canto de  
dobradiça superior  
Pivot em aço  
Aplicação vidro/parede

Corner top patch fitting  
Steel pivot  
Application glass/wall

2672/4020



(16) aço inox satinado  
satin stainless steel





7

# IT - TI

## INFORMAÇÕES TÉCNICAS - TECHNICAL INFORMATION

266 Informação Técnica  
Technical Information

278 Iconografia  
Iconography

280 Certificados  
Certificates

7

IT - TI

INFORMAÇÕES TÉCNICAS - TECHNICAL INFORMATION

## CUIDADOS DE LIMPEZA | CLEANING AND CAUTIONS

Cuidados para produtos de latão, zamak, pintados e lacados - PORTAS INTERIORES

Para manter a qualidade dos nossos produtos, certifique-se que para remover manchas ou impressões digitais, deve apenas utilizar um pano húmido com detergente neutro.

A acumulação de resíduos pode causar descoloração do acabamento original. Para evitar tais danos, limpe os produtos com um pano húmido e seque completamente. Recomenda-se que esta limpeza seja feita regularmente e incorporada na rotina geral de limpeza.

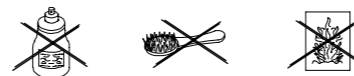
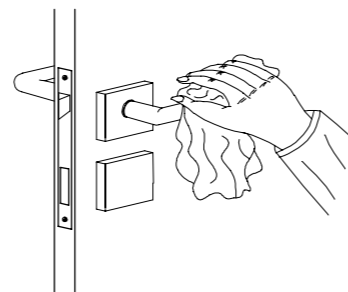
Não use solventes fortes, produtos de limpeza abrasivos ou esfregões em qualquer um dos nossos produtos. Isso pode afetar a espessura dos revestimentos de proteção, como revestimento, pintura e verniz.

Recomendamos uma limpeza leve com álcool desnaturado apenas nos nossos acabamentos satinados ou cromados. Não use álcool desnaturado em qualquer produto com acabamento em latão, pois pode remover qualquer revestimento estético ou protetor. Da mesma forma, pinturas e acabamentos lacados devem ser limpos apenas com um pano úmido e detergente neutro.

**NOTA:** Acabamentos lacados e pintados podem lascar com o uso indevido, portanto, deve-se ter cuidado durante a manutenção e uso.

### NÃO USAR:

- produtos abrasivos
- esfregões
- produtos de limpeza para prata ou latão
- produtos com álcool



Caring for brass and zamak, plated, painted and lacquered door furniture - INTERIOR DOORS

To maintain the superior finish of our design doorware products, please ensure that only a damp cloth is used with diluted, mild detergent to remove any stains or fingerprints.

Residue build-up may cause discolouration of the original finish. To avoid such damage, please wipe products with a damp cloth, and dry thoroughly. It is recommended that this be done regularly, and incorporated into a general cleaning routine.

Do not use harsh solvents, abrasive cleaners or scourers on any of our designer doorware's products. This may affect the thickness of protective coatings, such as plating, painting and lacquer.

We recommend a light clean with methylated spirits only for our satin or polished chrome finishes. Do not use methylated spirits on any product with a brass or antique finish, as it may strip away any aesthetic or protective coating. Likewise, painting and lacquered finishes should be cleaned only with a damp cloth and mild detergent.

**NOTE:** Lacquered and painting colour finishes may chip with rough handling, and therefore caution should be taken during maintenance and use.

### DO NOT USE:

- course abrasive powders
- metallic scourers
- silver or brass cleaners
- alcohol based products

## COURO | LEATHER

Criamos um produto intemporal combinando o conhecimento de gerações com a mais recente inovação tecnológica.

Usamos matéria-prima de primeira qualidade garantindo a durabilidade, pureza e o carácter natural do couro usado nos puxadores.

Para aumentar ainda mais o tempo de vida do seu puxador é preciso ter em mente que o couro é um material delicado e por isso requer alguns cuidados especiais.

Deixamos algumas recomendações sobre como preservar as suas características únicas:

Utilize um pano húmido com água tépida e sabão neutro para lavar suavemente a pele. Não esfregue, o couro pode ficar danificado.

Enxague e seque com um tecido macio.

### NÃO USAR:

- álcool, solventes, produtos alcalinos, produtos amoniacais, óleos, esmaltes.

### NOTA:

Podem surgir diferenças de cor, nervuras ou pequenas irregularidades que não constituem defeito, mas sim características de um produto natural costurado manualmente.

We created a timeless product by combining the knowledge of generations with state of the art technological innovation. We use top-quality raw materials thus guaranteeing the durability, purity and natural character of the leather used in the handles. To further increase the lifespan of your handle, you must keep in mind that leather is a delicate material, that requires, therefore, special care.

Here are some recommendations on how to preserve its unique characteristics:

Use a cloth dampened with tepid water and neutral soap to gently wash the leather. Do not rub, the leather might get damaged. Rinse and dry with a soft piece of fabric.

### DO NOT USE:

- alcohol, solvents, alkaline products, products containing ammonia, oils, enamels.

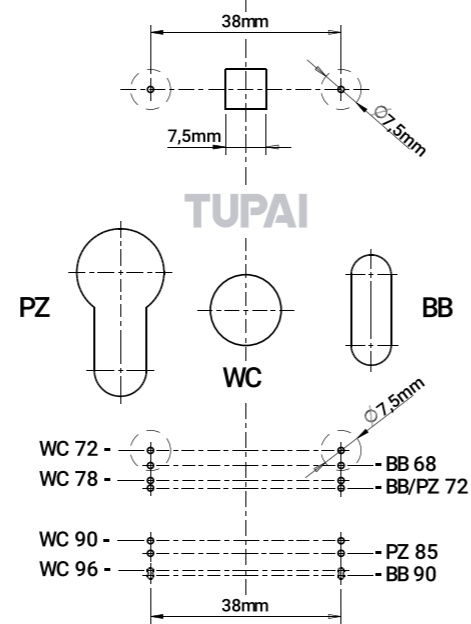
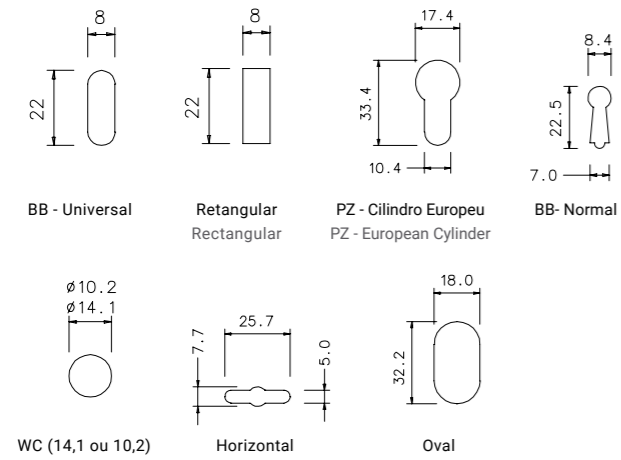
### NOTE:

Color differences, ribs or small irregularities may appear that are not a defect, but characteristics of a natural product sewn manually.

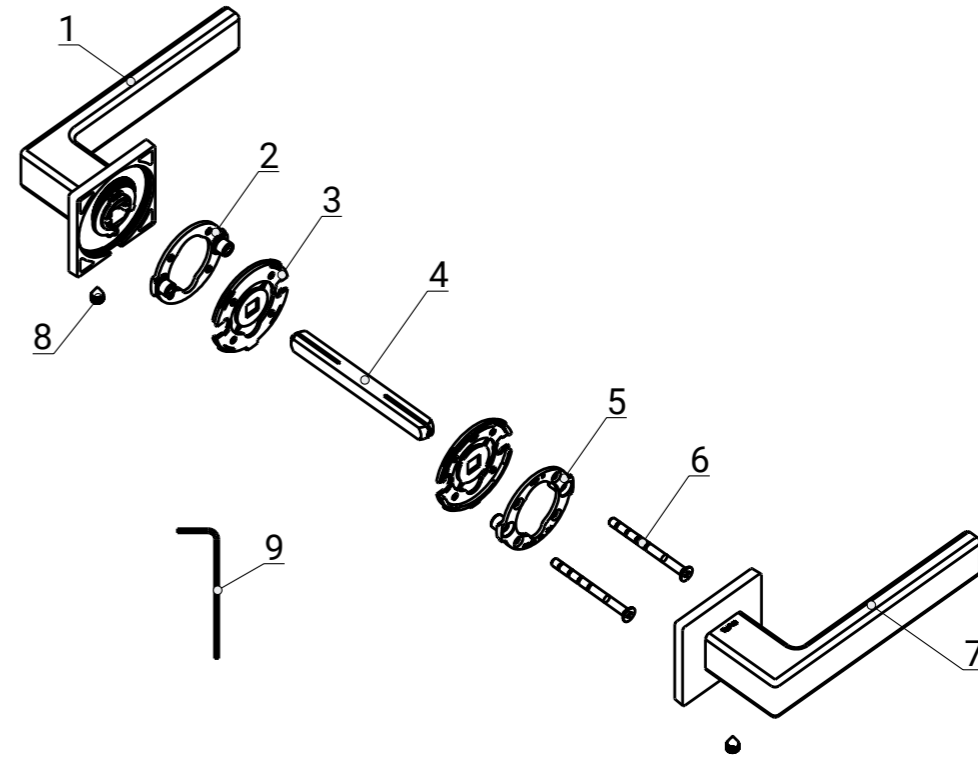


# INFORMAÇÃO TÉCNICA | TECHNICAL INFORMATION

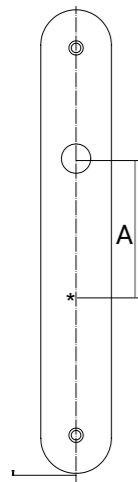
## \_ TIPOS DE ENTRADAS PARA ESPELHOS ENTRY SET TYPES



## \_ 5S LINE



## \_ POSICIONAMENTO DAS ENTRADAS ENTRIES POSITIONING



- \* - Posicionamento das entradas em relação a (A)  
Distâncias (A) mais frequentes:  
- BB - universal 68mm  
- PZ - cilindro europeu 68 / 72 / 85mm  
- WC 68 / 78mm  
- Normal 68mm

A distância (A) e o tipo de entrada não mencionada será em conformidade com o pedido do cliente.

- \* - Entries positioning regarding (A)  
Distances (A):  
- BB - universal 68mm  
- PZ - european cylinder 68 / 72 / 85mm  
- WC 68 / 78mm  
- Normal 68mm

Distance (A) and non mentioned entry upon client's request

## \_ MONTAGEM ASSEMBLY

### VIDEOS

Rectangular Line



Round Line



Square Line



1. Conjunto Esquerdo: Muleta com mola + Roseta
2. Adaptador fêmea
3. Base adaptadora (2x)
4. Quadra 8x90mm
5. Adaptador macho
6. Parafuso M4 (2x)
7. Conjunto direito: Muleta com mola + Roseta
8. Perno M6 com cola (2x)
9. Chave sextavada

1. Left set: Lever handle with spring + Rose
2. Female adapter
3. Adapter base (x2)
4. Spindle 8x90 mm
5. Male adapter
6. M4 screw (x2)
7. Right set: Lever handle with spring + Rose
8. M6 bolt with adhesive (x2)
9. Hex key

## \_ MONTAGEM ASSEMBLY

### VIDEOS 5S LINE

Quadrado / Square



Redondo / Round



## \_ RECTANGULAR LINE

## \_ SQUARE / ROUND LINE

## \_ WINDOW LINE

## \_ RECTANGULAR LINE 5mm



## MONTAGEM COM PARAFUSOS SCREW ASSEMBLY

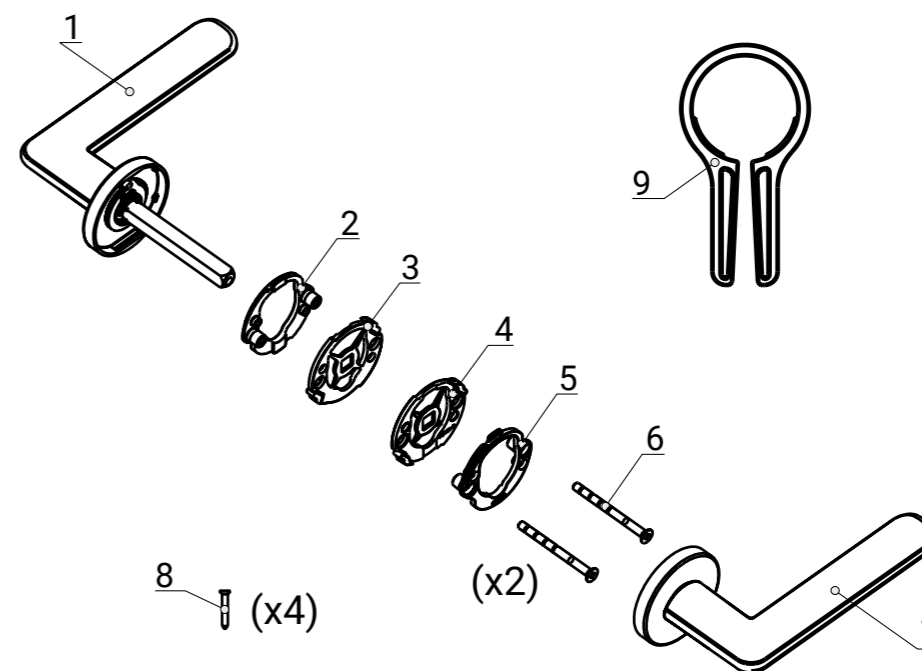
## MONTAGEM COM AUTOCOLANTE STICKER ASSEMBLY







## \_ ROLL&amp;LOCK



1. Conjunto Esquerdo:  
Muleta com mola + Roseta + Quadra 8mm
2. Base metálica esquerda (L)
3. Adaptador plástico esquerdo (L)
4. Adaptador plástico direito (R)
5. Base metálica direita (R)
6. Parafuso M4 c/ zonas de corte
7. Conjunto direito:  
Muleta com mola + Roseta
8. Parafuso para madeira
9. Alicete desmontagem

1. Left assembly:  
Lever handle with spring + rose
2. Female adaptor
3. Adaptor base (x2)
4. 8x90 mm spindle
5. Male adaptor
6. M4 screw (x2)
7. Right assembly:  
Lever handle with spring + rose
8. M6 screw with adhesive (x2)
9. Hex key

"O Roll & Lock é uma nova visão de instalação rápida e eficiente, que redefine a comum montagem dos puxadores. Com um conceito inteligente e intuitivo, este sistema traz ganhos no tempo de instalação, basta deslizar e acoplar para que os puxadores permaneçam firmes e estáveis, mesmo com o uso diário intenso.

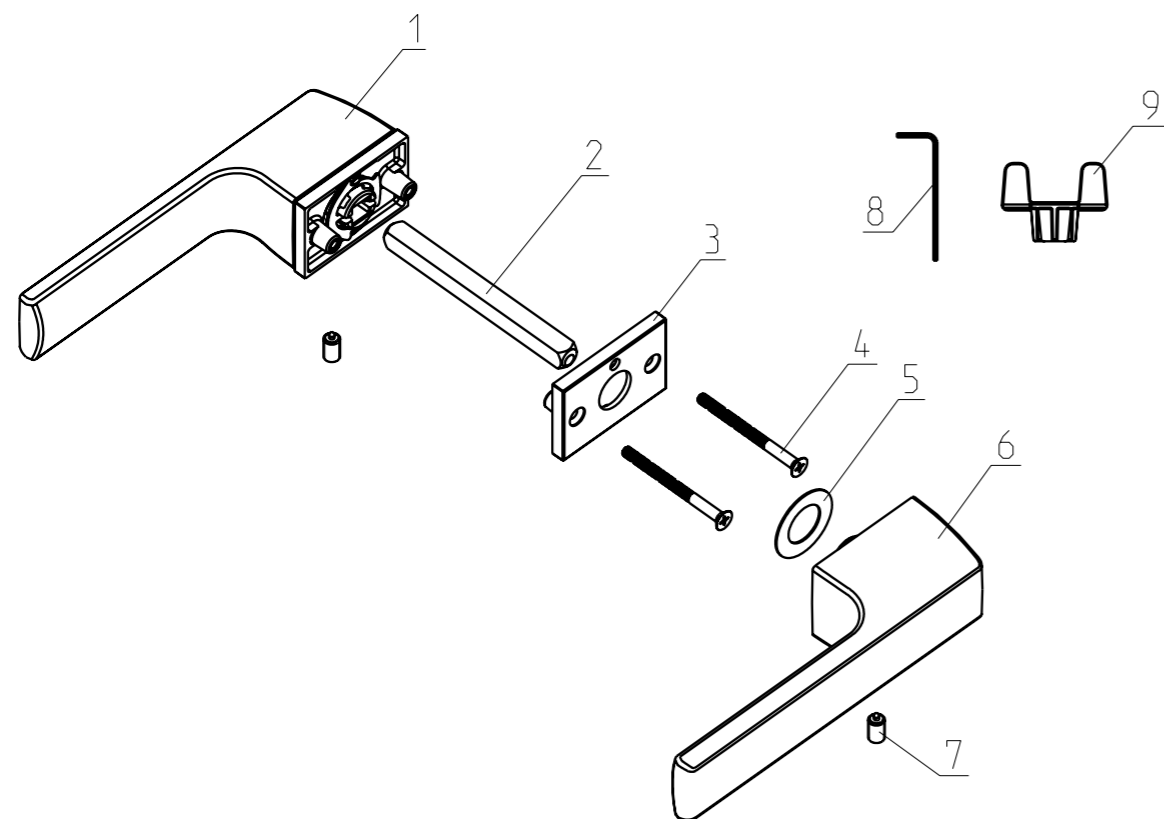
O conceito Roll & Lock classe 3, foi criado tendo em conta as novas exigências do mercado, com a sua tecnologia avançada proporciona uma experiência de instalação simples e sem complicações. Com capacidade de conciliar várias muletas e acabamentos, este sistema adapta-se facilmente a uma variedade de estilos e necessidades de design, oferecendo uma solução rápida e personalizada para cada projeto."

"Roll & Lock is a fresh take on quick and efficient installation, redefining the lever assembly of handles. With a smart and intuitive concept, this system brings time-saving benefits; simply slide and snap to ensure handles remain firm and stable, even with heavy daily use.

The Roll & Lock class 3 concept, was developed with an eye on the market's new demands, and its advanced technology provides a straightforward and hassle-free installation experience. With the ability to combine various handle styles and finishes, this system easily adapts to a variety of design styles and needs, offering a quick and personalized solution for every project."

INSTALAÇÃO  
MAIS FÁCIL,  
MAIS RÁPIDA,  
MAIS ELEGANTE

EASIER  
INSTALLATION,  
FASTER,  
ELEGANT



- 1- Conjunto puxador + roseta com mola de recuperação
- 2- Quadro 8x90 mm
- 3- Roseta passagem
- 4- Parafusos com zonas de corte M4x50 mm (x2)
- 5- Anilha anti fricção
- 6- Puxador individual
- 7- Perno M6 (X2)
- 8- Chave sextavada
- 9- Casquilho guia montagem

- 1- Lever set + rosette set with recovery spring
- 2- Square spindle 8x90 mm
- 3- Passage rosette
- 4- Screw with cutting zones M4x50 mm (x2)
- 5- Anti-friction washer
- 6- Individual lever
- 7- Set screw M6 (X2)
- 8- Hexagon Socket Key
- 9- Assembly guide bush

\_ ANGULUS

REDUÇÃO TAMANHO ROSETA      ROSE SIZE REDUCTION  
11MM > 5MM




REDUÇÃO DO NÚMERO DE PEÇAS      NUMBER OF PARTS REDUCTION



**BB**

REDUÇÃO DO NÚMERO DE PEÇAS      NUMBER OF PARTS REDUCTION



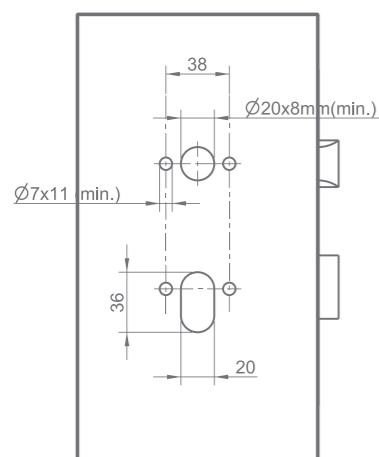
MONTAGEM  
COM  
PARAFUSOS  
SCREW ASSEMBLY

>  
OU/OR




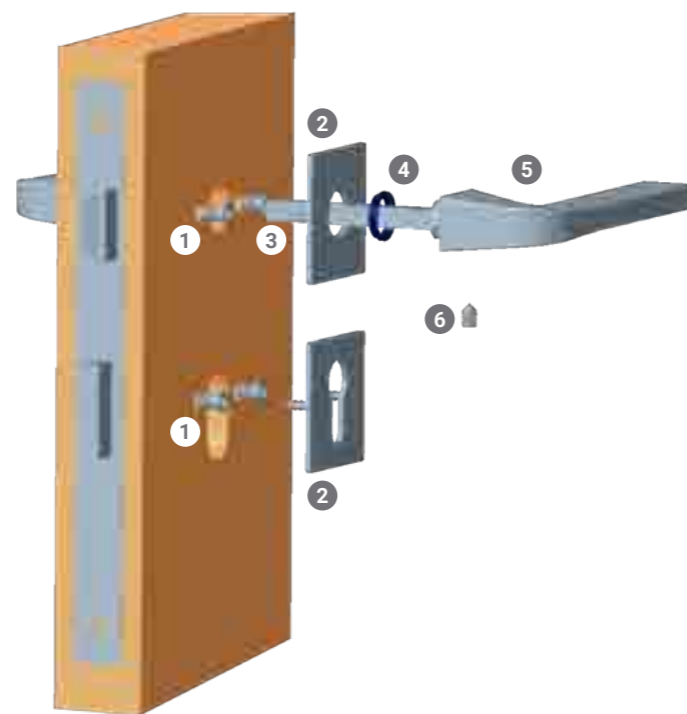
MONTAGEM  
COM  
AUTOCOLANTE  
STICKER ASSEMBLY

## \_ MINIMAL LINE . 2 MM

1 FURAÇÕES DA PORTA  
DOOR DRILLINGS

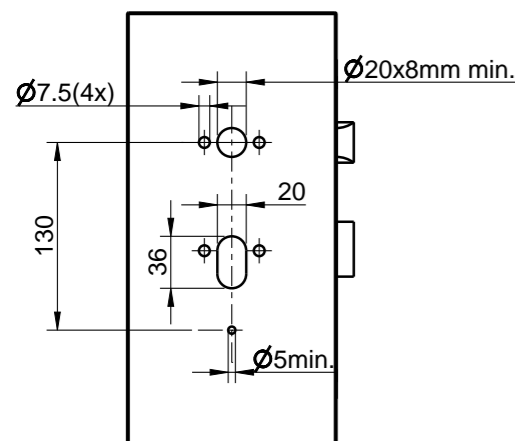
- 1 Coloque com pressão as buchas plásticas nas furações da porta
- 2 Alinhe e ajuste os pernos do espelho com as buchas faça pressão ajustando de forma homogênea
- 3 Alinhe o ferro quadrado com a fechadura
- 4 Coloque o casquilho no espelho
- 5 Coloque a puxador na porta com o furo virado para baixo alinhe e ajuste
- 6 Coloque o perno roscado e aperte bem

- 1 Place with pressure the plastic bushings in the door drillings
- 2 Align and adjust the plate pins with the bushings with pressure
- 3 Align the square spindle with the lock
- 4 Place the bush on plate
- 5 Place the handle on door with the drilling face down, align and adjust
- 6 Place the threaded screw and tighten

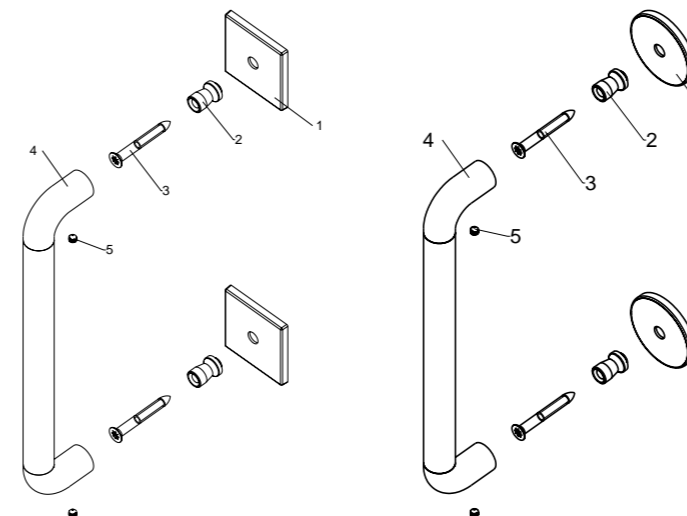
2 PORMENOR DOS FURAS NA PORTA E APLICAÇÃO DAS BUCHAS  
DRILLINGS ON DOOR AND BUSHING APPLICATION3 POSICIONAMENTO DO FERRO E PERNO  
SPINDLE AND SCREW POSITIONING

## \_ 3020 P

## FURAÇÕES DA PORTA / DOOR DRILLINGS



## \_ 4191 5SQ / 4191 5S (Simples / Bolt Through)

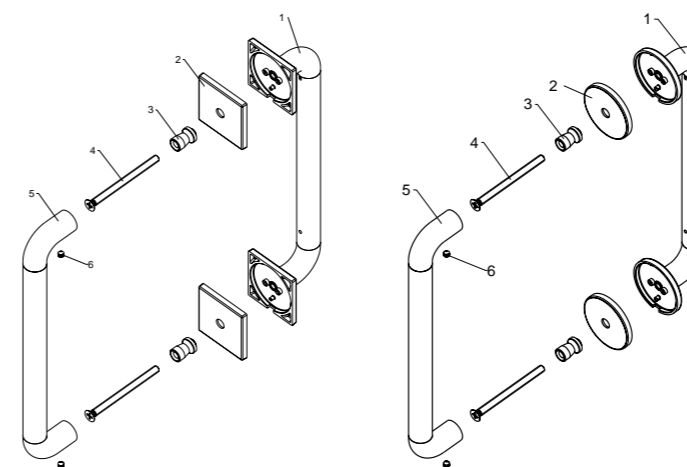


- A Faça dois furos guia com Ø4 mm por 25 mm de profundidade distanciados 250 mm
- B Coloque a roseta (1) sobre a superfície interior
- C Coloque o taco (2) sobre a roseta (1)
- D Fixe o taco (2) devidamente sobre a roseta (1) com o parafuso (3)
- E Repita os passos B, C e D para a segunda fixação
- F Coloque a asa (4) sobre os tacos (2)
- G Fixe a asa (4) com os pernos (5)

- A Drill the door with two Ø4 mm holes by 25 mm depth distanced 250 mm from each other
- B Place the rosette (1) on the inside of the door
- C Place the bushing (2) over the rosette (1)
- D Fix the rosette (1) and the bushing (2) with the screw (3)
- E Repeat the procedure B, C and D for the other set
- F Insert the pull handle (4) over the bushings (2)
- G Tighter the pull handle (4) with grub screws (5)

**OBS.** Aconselhado, aplicar apenas em portas solidas / Advised, assembling on solid doors only

## \_ 4191 5SQ / 4191 5S (Par / Back to Back)

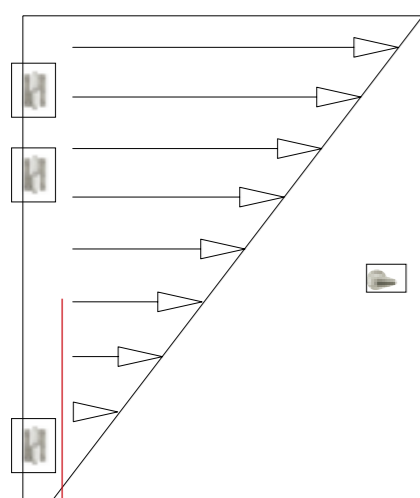


- A Faça dois furos Ø7 mm passantes e distanciados 250 mm
- B Coloque a asa (1) na superfície exterior
- C Coloque as rosetas (2) sobre a superfície interior
- D Coloque os tacos (3) sobre as rosetas (2)
- E Passe os parafusos (4) pelos furos até roscar na asa (1)
- F Aperte os parafusos (4) até fixar devidamente a asa (1)
- G Coloque a asa (5) sobre os tacos (3)
- H Fixe a asa (5) com os pernos (6)

- A Drill the door with two Ø7 mm through holes distanced 250 mm from each other
- B Place the pull handle (1) on the outside of the door
- C Place the rosettes (2) on the inside of the door
- D Place the bushing (3) over the rosettes (2)
- E Insert the screw (4) through the nuts and the door holes until it is fixed on the pull handle (1)
- F Tighter the screws (4) to correctly fix the pull handle (1)
- G Insert the pull handle (5) over the bushings (3)
- H Tighter the pull handle (5) with grub screws (6)

**OBS.** Espessura de porta entre: 25 mm e 45 mm / Door thickness between: 25 mm e 45 mm

\_ VALORES INDICATIVOS PARA AS DOBRADIÇAS TUPAI  
INDICATIVE VALUES FOR THE HINGES TUPAI



Esforço radial sobre o fiel da dobradiça de fixação da porta.  
Radial stress on the door hinge hub.



\_ APLICAÇÃO PARA PORTAS EXTERIORES  
APPLICATION IN OUTSIDE DOORS



\_ APLICAÇÃO PARA PORTAS INTERIORES  
APPLICATION IN INSIDE DOORS



\_ APLICAÇÃO EM JANELAS  
APPLICATION IN WINDOWS



ESPESSURA DA MATÉRIA PRIMA THICKNESS OF THE RAW MATERIAL	PESO PORTA WEIGHT OF THE DOOR	TAMANHO DOBRADIÇA SIZE OF THE HINGE
2mm	até 20 Kg	85mm
2,5mm	até 40 Kg	90mm
3mm	até 60 Kg	100mm
3 ½mm	sob consulta   under resquets	sob consulta   under resquets

DOBRADIÇAS PARA PORTAS EQUIPADAS  
COM DISPOSITIVOS DE FECHOS AUTÓNOMOS  
(NP EN 1935 2009)

Os dispositivos de fecho autónomos de portas aumentam a carga sobre as dobradiças das portas assim como a taxa de desgaste.

Para os dispositivos de fecho autónomo sem amortecimento, é normal assumir que a massa efectiva da porta seja 20% superior à massa real da porta. Para dispositivos de fecho com amortecimento o efeito é muito maior, e a massa efectiva da porta é calculada de forma a ser 75% superior.

Portas de madeira equipadas com dispositivos de fecho autónomos deverão ser montadas com pelo menos três dobradiças.

MANUTENÇÃO DE DOBRADIÇAS, NOMEADA-  
MENTE AS QUE SÃO MONTADAS EM PORTAS DE  
CAMINHOS DE EVAÇÃO (NP EN 1935 2009)

É recomendado uma inspeção e manutenção regular das dobradiças. Este ponto é particularmente importante para as dobradiças montadas em portas de caminhos de evacuação.

A manutenção deverá incluir lubrificação de acordo com as recomendações do produtor e as fixações das dobradiças deverão ser reapertadas ou substituídas, caso frouxas. As dobradiças montadas em portas exteriores requerem inspeções mais frequentes do que as montadas em portas interiores devido ao aumento da taxa de corrosão, que é habitual em condições externas.

As portas situadas nos caminhos de evacuação são habitualmente submetidas a uma inspeção sistemática e manutenção periódica para assegurar um correcto funcionamento do dispositivo de emergência ou saída anti-pânico

HINGES FOR DOORS EQUIPPED WITH AUTONO-  
MOUS LOCK DEVICES  
(NP EN 1935 2009)

The autonomous lock devices of doors increase the weight on the door hinges as well as the wear rate.

For autonomous lock device without damping, (is normal to assume that) the door effective mass is 20% greater than the real door mass.

For locks devices with damping the effect is bigger, and the door effective mass is calculated to be 75% greater. Wooden doors equipped with autonomous lock devices should be assembled with, at least, three hinges.

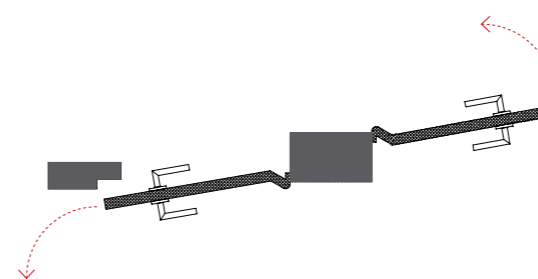
HINGES MAINTENANCE, NAMELY THOSE WHICH  
ARE ASSEMBLED IN EVACUATION DOORS  
(NP EN 1935 2009)

A regular inspection and maintenance of hinges is recommended. This is particularly important for hinges assembled in evacuation doors.

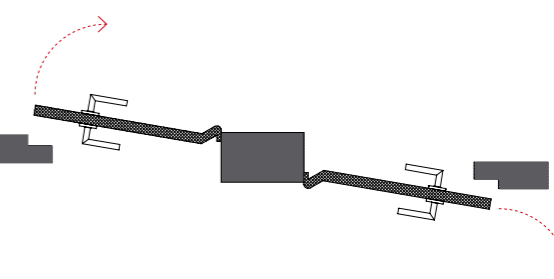
The maintenance should include lubrication according to the producer recommendations, and hinges fixation should be retightened or replaced, in case of looseness. Hinges assembled in outside doors require inspections more frequently than those assembled in inside doors due to the increase of corrosion rate, which is usual in outside conditions.

The evacuation doors are usually submitted to a systematic inspection and periodic maintenance to assure a correct functioning of the emergency device or anti-panic exits.




























\_ PUXADORES E DOBRADIÇAS ESQUERDA  
LEFT HANDLES AND HINGES



\_ PUXADORES E DOBRADIÇAS DIREITA  
RIGHT HANDLES AND HINGES



\_ ICONOGRAFIA  
ICONOGRAPHY

	Produto personalizável ("personalize ao seu gosto") Customizable product ("personalize as you wish")		5S Line (5mm) 5S Line (5mm)		Anti Fogo Anti Fire		Modelo quadrado Square model
	Minimal Line (2 mm) Minimal line (2 mm)		Maciço Solid		Rotação superior para destrancar Unlocks with top rotation		Modelo rectangular Rectangular model
	Linha minimal com sistema de montagem: bucha plástica e perno frisado anti retorno Minimal Line with assembly system: plastic sleeve and beaded anti return pin		Com mola With spring		Disponível fecho janela Available window handle		Modelo Redondo Round model
	Certificação classe 3 Certification resistance class 3		Sem mola Without spring		Oco Hollow		Produzido com pele natural Made with natural leather
	Mostrador "livre/ocupado" "Free/occupied" indicator		artesanal handcrafted		Capacidade do produto - l Product capacity - l		Produto /linha novo New product/line
	Número de posições de abertura Number of open positions		Possível aplicar diferentes muletas Possible to apply different handles		Piso flutuante Floating floors		Espelho c/ cantos arredondados Plate w/ rounded corners
	Puxador pode ser aplicado com espelho: quadrado, rectangular, redondo e a o alto handle can be applied in round, square or rectangular plate		Número de chaves Number of keys		Fechadura magnética Magnetic lock		produzido em Latão Brass made
	Produzido em Zamak Zamak made		Produzido em Inox Stainless steel		Produzido em Alumínio Aluminium made		Produzido em Bronze Bronze made

**TUPAI**

RESPECT FOR  
**NATURE**

Q U  
A L  
I T  
Y .

**CERTIFICADOS**  
CERTIFICATES



**ISO 14001**



**ISO 9001**



**CERTIFICADO CLASSE 3**  
CERTIFICATE OF CONFORMITY  
RESISTANCE CLASS 3

# TUPAI

Raso de Paredes Ap. 3099  
3754-901 Águeda, Portugal  
GPS N 40.585824 W 8.465514

Tel. +351 234 612 600

[tupai@tupai.pt](mailto:tupai@tupai.pt)

[www.tupai.pt](http://www.tupai.pt)

DMKT 11/2025



[tupai.pt](http://tupai.pt)



[/tupai](#)



[@tupai.pt](#)