

Gama glam

GLAM expressa a fusão do design minimalista com o fascínio pela cor. Lacados de elevada qualidade com elementos decorativos exclusivos para interiores modernos e originais.

GLAM expresses the fusion of minimalism with color fascination. High quality lacquers with exclusive decorative elements for modern and original interiors.

GLAM exprime la fusion du design minimaliste avec le magnétisme de la couleur. Laqués de haute qualité avec des éléments décoratifs exclusifs pour les intérieurs modernes et uniques.

Opções | Options



34 | 37 dB



EI 30|45|60



Contra radiações
Anti radiation
Anti rayons x



LISBON
Branco | White | Blanc



1LK | Branco
White
Blanc



1LK | Branco craquelé
White "craquelé"
Blanc craquelé



1LK | Preto craquelé
Black "craquelé"
Noir craquelé



PARIS | Branco
White
Blanc



LONDON | Branco (59)
White (59)
Blanc (59)



LISBON | Branco (59)
White (59)
Blanc (59)



MADRID | Branco
White
Blanc



PRAGUE | Branco
White
Blanc



VENICE | Branco
White
Blanc



ROME | Branco (40)
White (40)
Blanc (40)



VIENNA | Branco (37)
White (37)
Blanc (37)




MONACO | Branco (40)
White (40)
Blanc (40)

Nota: Os modelos apresentados estão disponíveis em várias cores e opções decorativas, consulte as páginas 18 e 19.

Note: The presented models are available in several options, please see pages 18 and 19.


Note: Les modèles présentés sont disponibles en différentes options, consultez les pages 18 à 19.



MONACO
Branco | White | Blanc




ABU DHABI | Branco (68)
White (68)
Blanc (68)



ANKARA | Preto
Black
Noir



RIO | Branco
White
Blanc



BERLIN | Preto
Black
Noir




MILAN | Branco
White
Blanc



EVO | Branco
White
Blanc

Pormenores de acabamento e textura
Finishing and texture details
Détails de la finition et de la texture





LACADOS | LACQUERED | LAQUÉS

GLAM | VINTAGE | GRAPHIC

(54) Branco White Blanc	(55) Cinza Grey Gris	(56) RAL 9006 RAL 9006 RAL 9006	(57) Preto Black Noir	(58) Vermelho Red Rouge	(59) Carvalho branco White oak Chêne blanc	(60) Branco craquelé White "craquelé" Blanc "craquelé"	(61) Preto craquelé Black "craquelé" Noir "craquelé"	RAL RAL RAL
----------------------------------	-------------------------------	--	--------------------------------	----------------------------------	---	---	---	-------------------



HPL | COMPAC 3

(62) B070 Branco B070 White B070 Blanc	(63) Cinza G003 Grey G003 Gris G003	(64) Amarelo G031 Yellow G031 Jaune G031
(65) Vermelho R036 Red R036 Rouge R036	(66) Azul B086 Blue B086 Bleu B086	(67) Cinza G059 Grey G059 Gris G059



OPÇÕES DECORATIVAS | DECOR OPTIONS | OPTIONS DÉCORATIVES

TIPO DE FRISO | INSERT OPTIONS | OPTIONS DES FRISES

TODAS AS GAMAS | ALL RANGES | TOUS LES GAMMES

FM Madeira Wood Bois	FR Rebaixado Milled Fraisé	FA Alumínio Aluminium Aluminium
-------------------------------------	---	--

CORES DE FRISO | INSERT COLORS | COULEURS DES FRISES

TODAS AS GAMAS | ALL RANGES | TOUS LES GAMMES

Inox Stainless steel Acier inoxydable

COR METÁLICA | METALLIC COLOR | COULEUR MÉTALLIQUE

BASIC | BASIC+ | STYLE | VINTAGE | GLAM | VINYL

(68) Luna Antracite Scudo

OPÇÕES DE VIDRO | GLASS OPTIONS | OPTIONS POUR LE VERRE




TIPO DE VIDRO | GLASS TYPES | TYPE DE VERRE

Transparente Clear Transparent	Fosco Frosted Dépoli	Espelho Mirror Miroir
--------------------------------------	----------------------------	-----------------------------

TIPO DE BITE | GLAZING BEAD | PARCLOSE

STD Sallente Embossed En relief	FAC Face Flushed Affleurant
--	--

INTERIOR DA PORTA | DOOR INSIDE | INTÉRIEUR DE LA PORTE

 <p>ALVEOLAR (STANDARD) Honeycomb Carton nid d'abeille</p>	 <p>AGLOMERADO Agglomerated Aggloméré</p>	 <p>EPS EPS EPS</p>
--	---	---

OPÇÕES DE ABERTURA

GLAZING OPTIONS | OPTIONS DE VITRAGE

<p>A1</p> <p>STD FAC CF </p>	<p>A2</p> <p>STD FAC CF </p>	<p>A3</p> <p>STD FAC</p>	<p>A4</p> <p>STD FAC</p>	<p>A5</p> <p>STD FAC</p>
<p>A6</p> <p>STD FAC</p>	<p>A7</p> <p>STD FAC</p>	<p>A8</p> <p>STD FAC CF </p>	<p>A9</p> <p>STD FAC CF </p>	<p>A10</p> <p>STD FAC CF </p>
<p>A11</p> <p>STD FAC CF </p>	<p>A12</p> <p>STD FAC CF </p>	<p>A13</p> <p>STD FAC</p>	<p>A13 - C/grade With grid Avec grille</p> <p>STD FAC</p>	<p>A14</p> <p>FAC</p>

TIPO DE BITE | GLAZING BEAD | PARCLOSE

<p>STD Standard Standard Standard</p>	<p>FAC Face Flushed Affleurant</p> <p>Disponível apenas no acabamento lacado ou folha de madeira natural Only available in lacquer or wood veneer Seulement disponible laqué ou en placage bois.</p>	<p>CF Corta Fogo Coupe-Feu Fire Door</p>	<p>Vidro Glass Verre</p> <p>4 6</p>
--	---	---	---

GAMA GAMA GAMA	COR COLOR COULEUR	LM ↔	HM ↕	
VINYL TOUCH	Branco Artic Artic White Blanc Artic	1250	3000	
	Branco Pérola White pearl Blanc perle			
	Moldau Acácia Moldau Acacia Moldau Acacia	1400		
	Carvalho Antiqua Antiqua Oak Chêne Antiqua			
	Olmo Escuro Dark elm Orme foncé			
	Carvalho Plomo Plomo oak Chêne plomb			
	Carvalho Brown Brown oak Chêne brun			
	Light Grey Light Grey			
	Dark Grey Dark Grey	1400		
	Chestnut Marrone Chestnut Marrone			
	Chestnut Bleached Chestnut Bleached	1400		
	Carvalho Nat. Natural oak Chêne naturel			
	Carvalho Savannah Savannah Oak Chêne Savannah	1250		
	Nogueira Cacao Cacao Walnut Noyer Cacao	1400		
Concrete Concrete Beton				
Olmo Taupe Elm Taupe Orme Taupe	1250			
Olmo Gris Gris Elm Orme Gris				
VINYL NATUR	Vanilla Oak Vanilla Oak	1200	3000	
	Pearl Oak Pearl Oak			
	Iron Oak Iron Oak			
	Nature Oak Nature Oak			
	Harvest Oak Harvest Oak			
	Honey Oak Honey Oak			
	Arizona Oak Arizona Oak			
	Smoked Oak Smoked Oak			
	Graphite Oak Graphite Oak			
	Arábian Oak Oak Arabian			
	Castle Oak Oak Castle			
	Ivory Oak Oak Ivory			
	Decor Branco White Decor Decor Blanc			1250

DIMENSÕES MÁXIMAS DE FABRICO

MAXIMALES DIMENSIONS FABRICATION | MAXIMUM MANUFACTURING DIMENSIONS

GAMA GAMA GAMA	COR COLOR COULEUR	LM ↔	HM ↕
BASIC			
BASIC +			
VINTAGE			
STYLE	—	2000	3000
GLAM			
GRAPHIC			
HPL	—	1230	3000

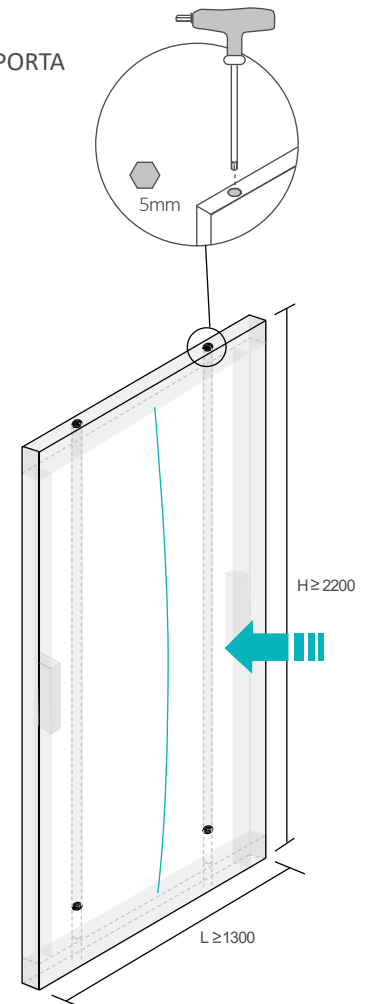
SISTEMA DE CORREÇÃO DE PORTA

Door straightener system
Système de redressement de porte

Tensor interno que permite corrigir a curvatura ou eventual empeno da porta, incluído em todas as portas GS DOORS com largura superior a 1300 ou altura superior a 2200 mm.

Door straightener that allows to correct a warped door, included in all GS DOORS with width greater than 1300 or height greater than 2200 mm.

Ferrure qui permet de redresser la courbure ou le gauchissement de la porte, inclus dans toutes les portes GS DOORS d'une largeur supérieure à 1300 mm et hauteur supérieure à 2200 mm.



	COMPRIMENTO LENGTH LONGUEUR	LARGURA WIDTH LARGEUR	ESPESSURA THICKNESS ÉPAISSEUR
Porta Door Porte	+2mm	+2 mm	+1 mm
Aro Frame Husserie	-3;+5mm	-4; +2 mm	+1 mm
Guarnição Architrave Chambranle	-2;+10mm	+1 mm	+ 2mm