



PORTA | Door | Porte



RIPADO ACÚSTICO SLENDER

SLENDER Acoustic slat wall | Mural en Lattes acoustique SLENDER

PATENTED

INVISIBLE WOOD

Especialmente concebido para os clientes mais exigentes, o INVISIBLE WOOD permite a instalação de uma porta em madeira com um sistema de correr inovador completamente invisível.

Sem elementos inestéticos visíveis, o INVISIBLE WOOD possibilita a criação de espaços modernos e sofisticados, nos quais as suas portas se tornam elementos decorativos essenciais.

Specially designed for the most demanding customers, the INVISIBLE WOOD enables the application of a sliding door with an innovative completely invisible sliding system. Without unaesthetic visible elements, the INVISIBLE WOOD enables the creation of sophisticated and modern spaces. This new OPENSOURCE system transforms any space into a modern design room, making the simplest doors a primary decorative element that can be customized to your taste.

Opcional | Optional | Option
EASY SOFT



L'INVISIBLE WOOD est une solution exclusive qui permet l'installation d'une porte coulissante avec un système coulissant innovant et complètement invisible.

Sans éléments inesthétiques visibles, ce système transforme tous les pièces en espaces de design modernes et élégants, ce qui fait de vos portes des éléments décoratifs essentiels qui peuvent être totalement personnalisés.

KIT 1 PORTA | DOOR | PORTE



LARGURA MÁX. PORTA
Max. door width
Largeur max. de la porte



KIT
KIT

1100

1100

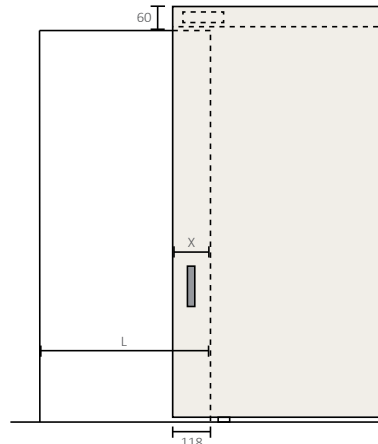
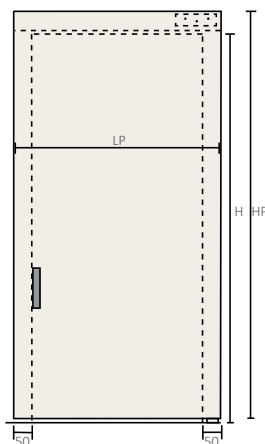
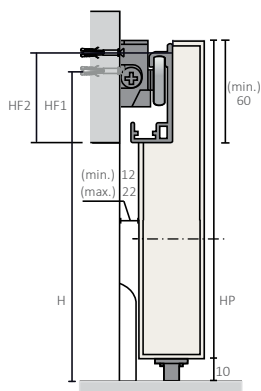
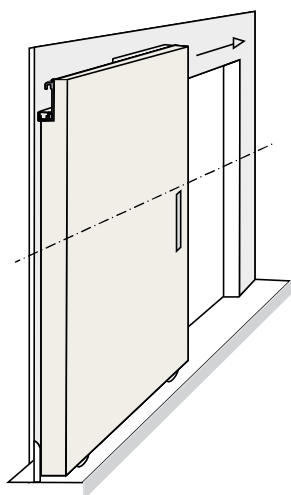
1800

1800

DIMENSÃO PORTA

DOOR DIMENSION | DIMENSION PORTE

	OPÇÃO 1 OPTION 1	OPÇÃO 2 OPTION 1	OPÇÃO 3 OPTION 1
X	118	60	0
LP	L+100	L+158	L+218



REF: 11.0116

QR CODE



CAPACIDADE MÁXIMA

MAXIMUM CAPACITY / CAPACITÉ MAXIMALE

Porta | Door | Porte

80 Kg

ARTIGOS INCLuíDOS | INCLUDED ITEMS | ARTICLES INCLUS:

1x Calha em alumínio

Aluminium track
Rail en aluminium

1x Kit acessórios

Accessories set
Kit d'accessoires



Madeira
Wood | Bois
35|40|45



Largura da porta
Door width
Largeur de la porte

H - Altura | Height | Hauteur
HP - Altura da porta | Door height | Hauteur de la porte
FH - Altura do painel fixo | Height fixed panel | Hauteur de panneau fixe

L - Largura | Width | Largeur
LP - Largura da porta | Door width | Largeur de la porte
P - Porta | Door | Porte
PF - Painel Fixo | Fixed panel | Panneau fixe